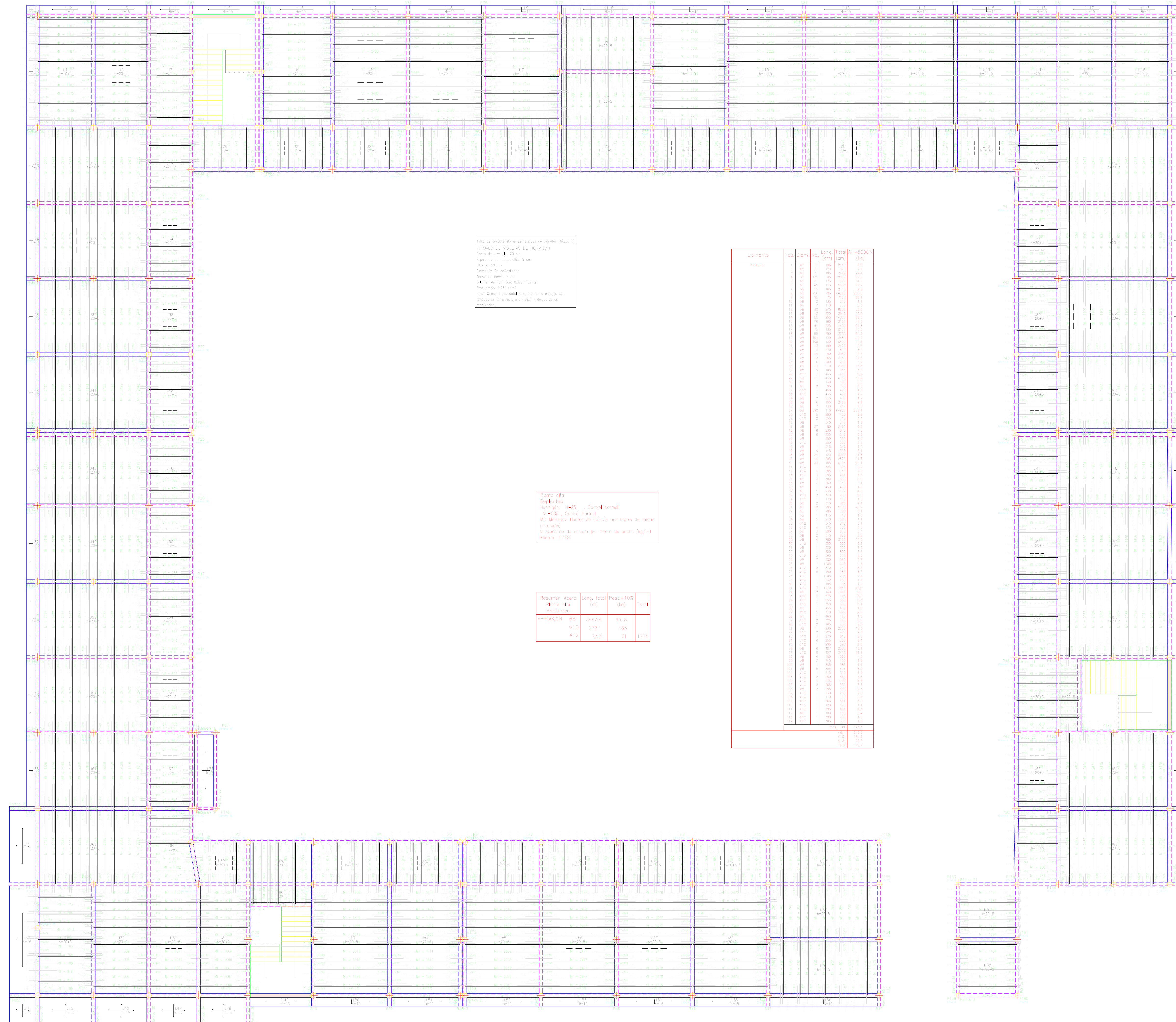


LOSAS DE PLANTA ALTA



LOSAS MACIZAS DE PLANTA ALTA

Elemento	Pos.	Dim.	No.	Long.	Vol.	Peso
Losas macizas						

Elemento	Pos.	Dim.	No.	Long.	Vol.	Peso
Losas macizas						

Elemento	Pos.	Dim.	No.	Long.	Vol.	Peso
Losas macizas						

Elemento	Pos.	Dim.	No.	Long.	Vol.	Peso
Losas macizas						

PLANO DE ZAPATAS

Dimensiones 3			
Referencia			
Escala: 1:50			
Resumen Acero	Long. total	Resc+10%	Total
Dimensiones 3	(m)	(kg)	(kg)
#6=500cm	#6 255,1	#6 62	
#12	1402,6	1370	
#16	286,3	90	1694



Elemento	Pos.	Dim.	No.	Vol.	Peso	Vol.+10%	Peso
Columna	#6	255,1	62	15,72	11,94	17,28	13,15
	#12	1402,6	1370	103,88	77,91	149,43	113,87
	#16	286,3	90	11,12	8,44	12,82	9,83
Zapata	#6	255,1	62	15,72	11,94	17,28	13,15
	#12	1402,6	1370	103,88	77,91	149,43	113,87
	#16	286,3	90	11,12	8,44	12,82	9,83
TOTAL				129,72	98,29	179,53	136,85

Elemento	Pos.	Dim.	No.	Vol.	Peso	Vol.+10%	Peso
Columna	#6	255,1	62	15,72	11,94	17,28	13,15
	#12	1402,6	1370	103,88	77,91	149,43	113,87
	#16	286,3	90	11,12	8,44	12,82	9,83
Zapata	#6	255,1	62	15,72	11,94	17,28	13,15
	#12	1402,6	1370	103,88	77,91	149,43	113,87
	#16	286,3	90	11,12	8,44	12,82	9,83
TOTAL				129,72	98,29	179,53	136,85

Elemento	Pos.	Dim.	No.	Vol.	Peso	Vol.+10%	Peso
Columna	#6	255,1	62	15,72	11,94	17,28	13,15
	#12	1402,6	1370	103,88	77,91	149,43	113,87
	#16	286,3	90	11,12	8,44	12,82	9,83
Zapata	#6	255,1	62	15,72	11,94	17,28	13,15
	#12	1402,6	1370	103,88	77,91	149,43	113,87
	#16	286,3	90	11,12	8,44	12,82	9,83
TOTAL				129,72	98,29	179,53	136,85


Elemento	Pos.	Dim.	No.	Vol.	Peso	Vol.+10%	Peso
Columna	#6	255,1	62	15,72	11,94	17,28	13,15
	#12	1402,6	1370	103,88	77,91	149,43	113,87
	#16	286,3	90	11,12	8,44	12,82	9,83
Zapata	#6	255,1	62	15,72	11,94	17,28	13,15
	#12	1402,6	1370	103,88	77,91	149,43	113,87
	#16	286,3	90	11,12	8,44	12,82	9,83
TOTAL				129,72	98,29	179,53	136,85

Elemento	Pos.	Dim.	No.	Vol.	Peso	Vol.+10%	Peso
Columna	#6	255,1	62	15,72	11,94	17,28	13,15
	#12	1402,6	1370	103,88	77,91	149,43	113,87
	#16	286,3	90	11,12	8,44	12,82	9,83
Zapata	#6	255,1	62	15,72	11,94	17,28	13,15
	#12	1402,6	1370	103,88	77,91	149,43	113,87
	#16	286,3	90	11,12	8,44	12,82	9,83
TOTAL				129,72	98,29	179,53	136,85

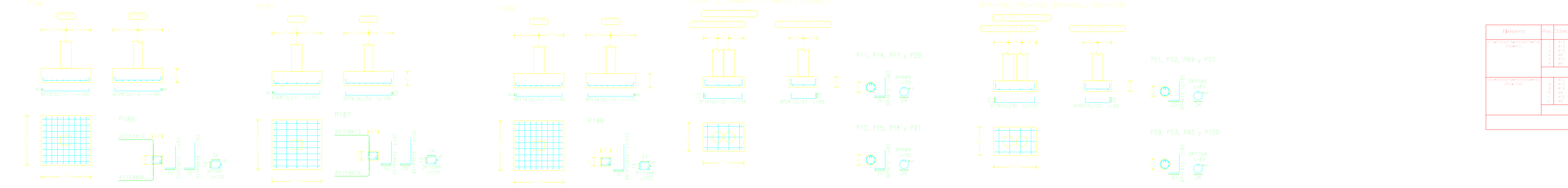
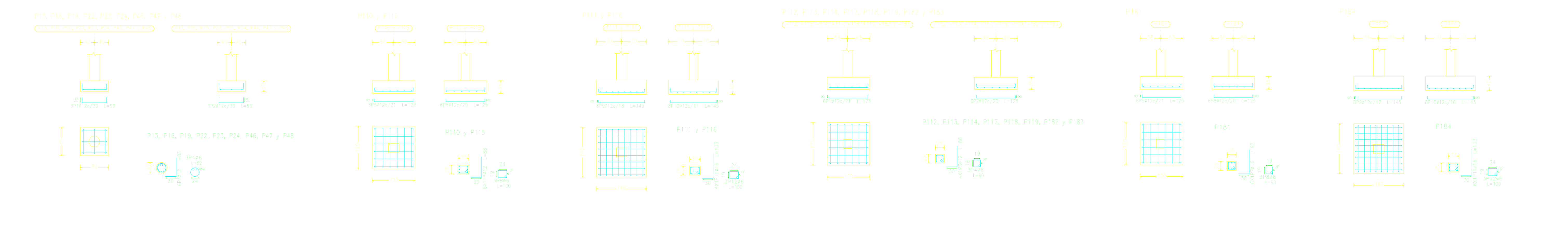
Elemento	Pos.	Dim.	No.	Vol.	Peso	Vol.+10%	Peso
Columna	#6	255,1	62	15,72	11,94	17,28	13,15
	#12	1402,6	1370	103,88	77,91	149,43	113,87
	#16	286,3	90	11,12	8,44	12,82	9,83
Zapata	#6	255,1	62	15,72	11,94	17,28	13,15
	#12	1402,6	1370	103,88	77,91	149,43	113,87
	#16	286,3	90	11,12	8,44	12,82	9,83
TOTAL				129,72	98,29	179,53	136,85

Elemento	Pos.	Dim.	No.	Vol.	Peso	Vol.+10%	Peso
Columna	#6	255,1	62	15,72	11,94	17,28	13,15
	#12	1402,6	1370	103,88	77,91	149,43	113,87
	#16	286,3	90	11,12	8,44	12,82	9,83
Zapata	#6	255,1	62	15,72	11,94	17,28	13,15
	#12	1402,6	1370	103,88	77,91	149,43	113,87
	#16	286,3	90	11,12	8,44	12,82	9,83
TOTAL				129,72	98,29	179,53	136,85

PLANO DE ZAPATAS



Resumen Acero	Long. total	Acero+10%	Total
Armadura 2	(m)	(kg)	
Barra 20mm	44	115.1	20
#12	577.4	564	
#16	43.0	89	661



Elemento	Pos.	Dim.	No.	Long. (cm)	Vol. (cm³)	Peso (kg)
Armadura	#12	577.4	20	577.4	115.1	20
	#16	43.0	89	43.0	89	661
	#20	44	20	44	115.1	20
	Total					681
Cemento	M3	0.15	1	0.15	0.15	1.5
	M4	0.15	1	0.15	0.15	1.5
	M5	0.15	1	0.15	0.15	1.5
	Total					4.5

Elemento	Pos.	Dim.	No.	Long. (cm)	Vol. (cm³)	Peso (kg)
Armadura	#12	577.4	20	577.4	115.1	20
	#16	43.0	89	43.0	89	661
	#20	44	20	44	115.1	20
	Total					681
Cemento	M3	0.15	1	0.15	0.15	1.5
	M4	0.15	1	0.15	0.15	1.5
	M5	0.15	1	0.15	0.15	1.5
	Total					4.5

Elemento	Pos.	Dim.	No.	Long. (cm)	Vol. (cm³)	Peso (kg)
Armadura	#12	577.4	20	577.4	115.1	20
	#16	43.0	89	43.0	89	661
	#20	44	20	44	115.1	20
	Total					681
Cemento	M3	0.15	1	0.15	0.15	1.5
	M4	0.15	1	0.15	0.15	1.5
	M5	0.15	1	0.15	0.15	1.5
	Total					4.5

Elemento	Pos.	Dim.	No.	Long. (cm)	Vol. (cm³)	Peso (kg)
Armadura	#12	577.4	20	577.4	115.1	20
	#16	43.0	89	43.0	89	661
	#20	44	20	44	115.1	20
	Total					681
Cemento	M3	0.15	1	0.15	0.15	1.5
	M4	0.15	1	0.15	0.15	1.5
	M5	0.15	1	0.15	0.15	1.5
	Total					4.5


Elemento	Pos.	Dim.	No.	Long. (cm)	Vol. (cm³)	Peso (kg)
Armadura	#12	577.4	20	577.4	115.1	20
	#16	43.0	89	43.0	89	661
	#20	44	20	44	115.1	20
	Total					681
Cemento	M3	0.15	1	0.15	0.15	1.5
	M4	0.15	1	0.15	0.15	1.5
	M5	0.15	1	0.15	0.15	1.5
	Total					4.5

Elemento	Pos.	Dim.	No.	Long. (cm)	Vol. (cm³)	Peso (kg)
Armadura	#12	577.4	20	577.4	115.1	20
	#16	43.0	89	43.0	89	661
	#20	44	20	44	115.1	20
	Total					681
Cemento	M3	0.15	1	0.15	0.15	1.5
	M4	0.15	1	0.15	0.15	1.5
	M5	0.15	1	0.15	0.15	1.5
	Total					4.5

Elemento	Pos.	Dim.	No.	Long. (cm)	Vol. (cm³)	Peso (kg)
Armadura	#12	577.4	20	577.4	115.1	20
	#16	43.0	89	43.0	89	661
	#20	44	20	44	115.1	20
	Total					681
Cemento	M3	0.15	1	0.15	0.15	1.5
	M4	0.15	1	0.15	0.15	1.5
	M5	0.15	1	0.15	0.15	1.5
	Total					4.5

Elemento	Pos.	Dim.	No.	Long. (cm)	Vol. (cm³)	Peso (kg)
Armadura	#12	577.4	20	577.4	115.1	20
	#16	43.0	89	43.0	89	661
	#20	44	20	44	115.1	20
	Total					681
Cemento	M3	0.15	1	0.15	0.15	1.5
	M4	0.15	1	0.15	0.15	1.5
	M5	0.15	1	0.15	0.15	1.5
	Total					4.5

PLANO DE ZAPATAS



Elemento	Pos.	Dim. (m)	Vol. (m³)	Long. (m)	Area (m²)	Peso (kg)
Columna						
Zapata						
Reinforcement						
...						
Total						

Elemento	Pos.	Dim. (m)	Vol. (m³)	Long. (m)	Area (m²)	Peso (kg)
Columna						
Zapata						
Reinforcement						
...						
Total						

Elemento	Pos.	Dim. (m)	Vol. (m³)	Long. (m)	Area (m²)	Peso (kg)
Columna						
Zapata						
Reinforcement						
...						
Total						