



Microsoft Dynamics GP 2015 R2
PowerShell Users Guide

Copyright	Copyright © 2015 Microsoft. All rights reserved.
Limitation of liability	<p>This document is provided "as-is". Information and views expressed in this document, including URL and other Internet Web site references, may change without notice. You bear the risk of using it.</p> <p>Some examples depicted herein are provided for illustration only and are fictitious. No real association or connection is intended or should be inferred.</p>
Intellectual property	<p>This document does not provide you with any legal rights to any intellectual property in any Microsoft product.</p> <p>You may copy and use this document for your internal, reference purposes.</p>
Trademarks	<p>Microsoft, Microsoft Dynamics, Windows, and Windows Server are trademarks of the Microsoft group of companies. FairCom and c-tree Plus are trademarks of FairCom Corporation and are registered in the United States and other countries.</p> <p>All other trademarks are property of their respective owners.</p>
Warranty disclaimer	Microsoft Corporation disclaims any warranty regarding the sample code contained in this documentation, including the warranties of merchantability and fitness for a particular purpose.
License agreement	Use of this product is covered by a license agreement provided with the software product. If you have any questions, please call the Microsoft Dynamics GP Customer Assistance Department at 800-456-0025 (in the U.S. or Canada) or +1-701-281-6500.

Publication date June 2015

Contents

Introduction	1
What's in this manual	1
Product support	1
Symbols and conventions	1
Chapter 1: Installation	3
Prerequisites – We require 3.0 or later	3
Installing Microsoft Dynamics GP PowerShell	3
Chapter 2: Using PowerShell	5
Starting PowerShell	5
Getting a list of commands	5
Windows PowerShell Remoting	6
What to do next	6
Chapter 3: Microsoft Dynamics GP Cmdlets	7
Add-Company Database	8
Add-GPScaleGroupTenant	10
Get-GPScaleGroup	11
Add-GPTenant	12
Add-LessonCompany	16
Add-TenantServiceUser	18
Add-TenantUser	20
Get-GPScaleGroupTenant	22
Get-GPSessionCentralAddress	23
Get-GPSessionHost	24
Get-GPSessionHostTenant	25
Get-GPSessions	26
Get-GPWebClientVersion	27
Get Template	28
Install-GPISCVProduct	29
Install-GPRuntime	31
Install-GPWebComponents	34
Install-GPWebServices	41
New-GPScaleGroup	44
New-GPSystemDatabase	45
Remove-GPScaleGroup	48
Remove-GPScaleGroupTenant	49
Remove-GPSessionHost	50
Set-GPSessionCentralAddress	51
Set-Template	52
Update-GPScaleGroup	53
Update-GPScaleGroupTenant	55
Update-GPSessionHost	56
Update-GPSessionHostTenant	58
Index	59

Introduction

The Microsoft Dynamics GP 2015 PowerShell module provides PowerShell cmdlets to perform various provisioning and management tasks for a Microsoft Dynamics GP installation.

What's in this manual

The Microsoft Dynamics GP PowerShell Users Guide explains how to get started with the PowerShell module. It also provides reference information for the PowerShell cmdlets that are available in the module. The manual is divided into the following chapters:

- [Chapter 1. "Installation."](#) explains how to install the Microsoft Dynamics GP PowerShell module.
- [Chapter 2. "Using PowerShell."](#) describes how to begin working with the PowerShell module.
- [Chapter 3. "Microsoft Dynamics GP Cmdlets."](#) provides detailed information about the cmdlets included in the module.



Product support

Technical support for the Microsoft Dynamics GP PowerShell module can be accessed by the following methods:

- **Telephone support** – Technical Support at (888) 477-7877 between 8:00 a.m. and 5:00 p.m. Central Time, Monday through Friday. International users can contact Technical Support at (701) 281-0555.
- **Internet** – Technical Support is also available online through CustomerSource or PartnerSource, and is accessible from www.microsoft.com/Dynamics/GP.

Symbols and conventions

To help you use this documentation more effectively, we've used the following symbols and conventions to make specific types of information stand out.

Symbol	Description
	The light bulb symbol indicates helpful tips, shortcuts and suggestions.
	Warnings indicate situations you should be especially aware of.
<i>Margin notes summarize important information.</i>	Margin notes call attention to critical information, and direct you to other areas of the documentation where a topic is explained.
Convention	Description
Chapter 1, "Installation"	Quotation marks indicate a chapter name.
<i>Setting window fields</i>	Italicized type indicates a section name.
<code>set '1_Item' to 1.</code>	This font is used for code examples.

RUNTIME.EXE

Words in uppercase indicate a file name.

Chapter 1: Installation

This portion of the documentation explains how to install the Microsoft Dynamics GP PowerShell module. The following topics are discussed:

- [Prerequisites – We require 3.0 or later](#)
- [Installing Microsoft Dynamics GP PowerShell](#)

Prerequisites – We require 3.0 or later

To use the Microsoft Dynamics GP PowerShell module, you must have PowerShell 3.0 installed. This version of PowerShell is included with Windows Server 2012. If you are using an earlier release of Windows, you will need to install this version of PowerShell.

1. Go to the Microsoft Download Center.
To get PowerShell 3.0, go to the Microsoft Download Center:

<http://www.microsoft.com/download>
2. Search for “Windows Management Framework 3.0”.
This collection of tools contains PowerShell 3.0. Choose to download this software.
3. Choose the download to install.
The download you choose will depend on the version of Windows that you are using. For example, if you are using Server 2008 R2 (a 64-bit operating system) then you would choose the Windows 6.1 x64 download.
4. Install the software.
Complete the steps to install the Windows Management Framework.

Installing Microsoft Dynamics GP PowerShell

To install the Microsoft Dynamics GP PowerShell module, use one of the following procedures.

If Microsoft Dynamics GP is installed

If Microsoft Dynamics GP is installed on the system where you are going to install the PowerShell module, complete these steps.

1. Run the Microsoft Dynamics GP installer.
From the Microsoft Dynamics GP installation media, double-click the Setup.exe file to open the Microsoft Dynamics GP installation window.
2. Choose to install GP PowerShell.
Click GP PowerShell and then click Install.
3. Install the PowerShell module.
Click Install to install the Microsoft Dynamics GP PowerShell module.
4. Complete the installation.
Click Finish to complete the installation.

If Microsoft Dynamics GP is not installed

If no Microsoft Dynamics GP components are installed on the system where you are going to install the PowerShell module, complete these steps. They allow you to install the PowerShell module without having to install Microsoft Dynamics GP prerequisites that aren't needed.

1. Locate the Microsoft Dynamics GP PowerShell installer.
You can find the installer on the Microsoft Dynamics GP installation media in the following location:

`\AdProd\GPPowerShell\`

2. Run the Microsoft Dynamics GP PowerShell installer.
The file is named `Microsoft_DynamicsGP14_PowerShell.msi`.
3. Install the PowerShell module.
Click **Install** to install the Microsoft Dynamics GP PowerShell module.
4. Complete the installation.
Click **Finish** to complete the installation.

Chapter 2: Using PowerShell

This portion of the documentation discusses how to use the Microsoft Dynamics GP PowerShell module. The following topics are discussed:

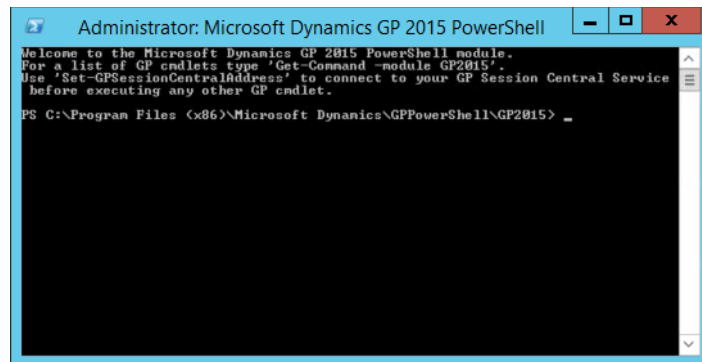
- [Starting PowerShell](#)
- [Getting a list of commands](#)
- [What to do next](#)

Starting PowerShell

To start the command prompt for the Microsoft Dynamics GP 2015 PowerShell module, do one of the following:

- Choose Start >> All Programs >> Microsoft Dynamics >> GP PowerShell >> Microsoft Dynamics GP 2015 PowerShell -x64
- On the Start screen, choose Microsoft Dynamics GP 2015 PowerShell -x64

The Microsoft Dynamics GP 2015 PowerShell command prompt will be displayed.



Getting a list of commands

To get a list of the commands that are available in the Microsoft Dynamics GP 2015 PowerShell module, type the following command:

```
Get-Command -module GP2015
```

A list of the available commands will be displayed. To get detailed information about each command, use the **Get-Help** cmdlet. For example:

```
Get-Help Set-GPSessionCentralAddress
```

To display all of the help information for a cmdlet, include the **-full** parameter:

```
Get-Help New-GPScaleGroup -full
```

Windows PowerShell Remoting

When using the cmdlets to provision and manage GP in a multiple computer environment, in many situations you will want to execute the cmdlet on one or more remote computers. An example of this is installing the GP Runtime on multiple session hosts. PowerShell contains a great feature for this called Remoting. Remoting provides the ability to execute commands on many target computers simultaneously. An introduction to Remoting can be found in a blog post, An Introduction to PowerShell Remoting: Part One. You can access the blog post here:

<http://blogs.technet.com/b/heyscriptingguy/archive/2012/07/23/an-introduction-to-powershell-remoting-part-one.aspx>

To use PowerShell Remoting you first need to enable the feature on the target computers. Enabling can be accomplished either by running the Enable-PSRemoting cmdlet on the target computer or automatically via Group Policy. Then when running your cmdlet, you provide the name of the computers on which to execute the command.

Remoting example of installing the Microsoft Dynamics GP Runtime on 2 session hosts using a template:

```
Invoke-Command -ComputerName Sessionhost1, Sesionhost2 -ScriptBlock {Get-
Template -FileName \\servername\sharename\templates\GP2015\R2\Project.txt |
Install-GPRuntime -MediaRoot \\servername\sharename\GP2015\R2}
```

What to do next

It's up to you to decide which tasks you want to perform with the PowerShell cmdlets. For example, the "scale groups" functionality for the multitenant Microsoft Dynamics GP web client is configured using PowerShell cmdlets. Refer to the [Chapter 3. "Microsoft Dynamics GP Cmdlets."](#) for information about the cmdlets that are available in the PowerShell module.

Chapter 3: Microsoft Dynamics GP Cmdlets

The following cmdlets are available for Microsoft Dynamics GP:

- [Add-Company Database](#)
- [Add-GPScaleGroupTenant](#)
- [Add-GPTenant](#)
- [Add-LessonCompany](#)
- [Add-TenantServiceUser](#)
- [Add-TenantUser](#)
- [Get-GPScaleGroup](#)
- [Get-GPScaleGroupTenant](#)
- [Get-GPSessionCentralAddress](#)
- [Get-GPSessionHost](#)
- [Get-GPSessionHostTenant](#)
- [Get-GPSessions](#)
- [Get-GPWebClientVersion](#)
- [Get-Template](#)
- [Install-GPISCVProduct](#)
- [Install-GPRuntime](#)
- [Install-GPWebComponents](#)
- [Install-GPWebServices](#)
- [New-GPScaleGroup](#)
- [New-GPSystemDatabase](#)
- [Remove-GPScaleGroup](#)
- [Remove-GPScaleGroupTenant](#)
- [Remove-GPSessionHost](#)
- [Set-GPSessionCentralAddress](#)
- [Set-Template](#)
- [Update-GPScaleGroup](#)
- [Update-GPScaleGroupTenant](#)
- [Update-GPSessionHost](#)
- [Update-GPSessionHostTenant](#)

Add-Company Database

Description Creates a new Microsoft Dynamics GP company. The cmdlet accepts a GP client directory and company configuration parameters to create a new company for the Microsoft Dynamics GP instance.

Syntax

```
Add-CompanyDatabase -GPClientDirectory <String> -SqlAdmin <String> -
SqlAdminPassword <String> -SqlServerName <String> -CompanyName <String> -
CompanyDbName <String> [-LaunchFilePath <String>] [-SqlMdfFilePath
<String>] [-SqlMdfFileName <String>] [-SqlLdfFilePath <String>]
[-SqlLdfFileName <String>] [<CommonParameters>]
```

```
Add-CompanyDatabase -GPClientDirectory <String> -SqlAdmin <String> -
SqlAdminPassword <String> -SqlServerName <String> -CompanyName <String> -
CompanyDbName <String> [-LaunchFilePath <String>] [-SqlMdfFilePath
<String>] [-SqlMdfFileName <String>] [-SqlLdfFilePath <String>]
[-SqlLdfFileName <String>] -Template <GPTemplate> [<CommonParameters>]
```

Parameters

- **--GPClientDirectory <String>**
The path to the Microsoft Dynamics GP client directory to use in creating the company
- **-SqlAdmin <String>**
The SQL admin login to use when running GP utilities to create the company.
- **-SqlAdminPassword <String>**
The password for the SQL Admin.
- **"-SqlServerName <String>**
The name of the SQL Server on which to create the Microsoft Dynamics GP company database.
- **"-CompanyName <String>**
The company name.
- **"-CompanyDbName <String>**
The name of the company database.
- **"-LaunchFilePath <String>**
The path to the dex.ini file to use when launching Microsoft Dynamics GP. If not provided the default location of the runtime directory's data folder will be used.
- **"-SqlMdfFilePath <String>**
The path to the location where the data file (.mdf) will be created. If not provided the default location will be used.
- **"-SqlMdfFileName <String>**
The name of the data file (.mdf). If not provided the default file name will be used.
- **"-SqlLdfFilePath <String>**
The path to the location where the log file (.ldf) will be created. If not provided the default location will be used.
- **"-SqlLdfFileName <String>**
The name of the log file (.ldf). If not provided the default file name will be used.

- `-Template <GPTemplate>`
The GPTemplate pipeline object containing the parameter values. Any parameters provided will override parameters set on the pipeline object. Refer to the Get-Template for additional information on using this parameter.
- `<CommonParameters>`
This cmdlet supports the common parameters: Verbose, Debug, ErrorAction, ErrorVariable, WarningAction, WarningVariable, OutBuffer and OutVariable. For more information, see `about_CommonParameters` (<http://go.microsoft.com/fwlink/?LinkID=113216>).

Examples

Examples Example 1 creates a new Microsoft Dynamics GP company with a name of COMPANY1 and database name of COMP1 for the default GP 2015 instance.

```
Add-CompanyDatabase -GpClientDirectory "D:\Program Files (x86)\Microsoft
Dynamics\GP2015" -SqlServerName GPSQLServer -SqlAdmin sa -SqlAdminPassword
"password" -CompanyName COMPANY1 -CompanyDbName COMP1
```

Add-GPScaleGroupTenant

Description Adds a tenant to a scale group. The cmdlet accepts the name of the tenant as well as either the scale group Id or the scale group name for which to assign the tenant.

Syntax

```
Add-GPScaleGroupTenant -TenantName <String> -ScaleGroupId <Int32>
[<CommonParameters>]
```

```
Add-GPScaleGroupTenant -TenantName <String> -ScaleGroupName <String>
[<CommonParameters>]
```

Parameters

- **-TenantName <String>**
The name of the tenant to be added to the scale group.
- **-ScaleGroupId <Int32>**
The Id of the scale group to which the tenant will be added.
- **-ScaleGroupName <String>**
The name of the scale group to which the tenant will be added.
- **<CommonParameters>**
This cmdlet supports the common parameters: Verbose, Debug, ErrorAction, ErrorVariable, WarningAction, WarningVariable, OutBuffer and OutVariable. For more information, see `about_CommonParameters` (<http://go.microsoft.com/fwlink/?LinkID=113216>).

Examples Example 1 adds Tenant1 to the default scale group.

```
Add-GPScaleGroupTenant -ScaleGroupName "Default Group" -TenantName "Tenant1"
```

Example 2 adds Tenant1 to the scale group with an Id of 2.

```
Add-GPScaleGroupTenant -ScaleGroupId 2 -TenantName "Tenant1"
```

Get-GPScaleGroup

Description	Retrieves a single scale group or a list of scale groups.
Syntax	Get-GPScaleGroup [[-ScaleGroupId] <Int32>] [<CommonParameters>] Get-GPScaleGroup [-ScaleGroupName <String>] [<CommonParameters>]
Parameters	<ul style="list-style-type: none"> • -ScaleGroupId <Int32> The Id of the scale group to retrieve. • -ScaleGroupName <String> The name of the scale group to retrieve. • <CommonParameters> This cmdlet supports the common parameters: Verbose, Debug, ErrorAction, ErrorVariable, WarningAction, WarningVariable, OutBuffer and OutVariable. For more information, see <code>about_CommonParameters</code> (http://go.microsoft.com/fwlink/?LinkID=113216).
Comments	The <code>Get-GPScaleGroup</code> cmdlet returns the properties for a single scale group if the Id or name parameters are provided. If parameters are not provided, a list of all scale groups and their properties is returned.
Examples	<p>Example 1 returns the properties for the default scale group.</p> <pre>Get-GPScaleGroup -ScaleGroupName "Default Group"</pre> <p>Example 2 returns a list of all scale groups and their properties.</p> <pre>Get-GPScaleGroup</pre>

Add-GPTenant

Description	Adds a new Microsoft Dynamics GP tenant. The cmdlet accepts a URL to the GP Tenant Management Service and tenant configuration parameters to add a new tenant to Microsoft Dynamics GP Tenant Services.
Syntax	<pre> Add-GPTenant -ManagementServiceUrl <Uri> -TenantName <String> - TenantDescription <String> [-SetInactive [<SwitchParameter>]] [-WebClientScaleGroup <String>] [-SqlServerName <String>] [-SystemDatabaseName <String>] [-DynGPWebServiceUrl <Uri>] [-SecAdminServiceUrl <Uri>] [-SecServiceDB <String>] [-SecServiceSqlServer <String>] [-DynamicsExeLocation <String>] [-DynamicsSetLocation <String>] [-DexIniLocation <String>] [-HeartbeatTimeout <String>] [-CustomRuntimeSettings <String>] [-SqlUserName <String>] [-SqlUserPassword <String>] [-RuntimeProcessUserName <String>] [-RuntimeProcessPassword <String>] [-GPVersion <String>] [-GPInstanceName <String>] [-RequestLoggingEnabled [<SwitchParameter>]] [-OperationTimeout <String>] [-AddWebServices [<SwitchParameter>]] [-AddWebClient [<SwitchParameter>]] [-AddGPServices [<SwitchParameter>]] -Template <GPTemplate> [<CommonParameters>] Add-GPTenant -ManagementServiceUrl <Uri> -TenantName <String> - TenantDescription <String> [-SetInactive [<SwitchParameter>]] [-WebClientScaleGroup <String>] [-SqlServerName <String>] [-SystemDatabaseName <String>] [-DynGPWebServiceUrl <Uri>] [-SecAdminServiceUrl <Uri>] [-SecServiceDB <String>] [-SecServiceSqlServer <String>] [-DynamicsExeLocation <String>] [-DynamicsSetLocation <String>] [-DexIniLocation <String>] [-HeartbeatTimeout <String>] [-CustomRuntimeSettings <String>] [-SqlUserName <String>] [-SqlUserPassword <String>] [-RuntimeProcessUserName <String>] [-RuntimeProcessPassword <String>] [-GPVersion <String>] [-GPInstanceName <String>] [-RequestLoggingEnabled [<SwitchParameter>]] [-OperationTimeout <String>] [-AddWebServices [<SwitchParameter>]] [-AddWebClient [<SwitchParameter>]] [-AddGPServices [<SwitchParameter>]] [<CommonParameters>] </pre>
Parameters	<ul style="list-style-type: none"> • Parameterso -ManagementServiceUrl <Uri> The URL to the Tenant Management Service. • TenantName <String> Name of the tenant. The name of the tenant must be unique. • TenantDescription <String> Description for the tenant. • SetInactive [<SwitchParameter> Sets the status of the tenant to inactive. If not provided the tenant status is set to active. • WebClientScaleGroup <String> The scale group to assign the tenant to. Requires that you have used Set-GPSessionCentralAddress to set the URL to the Web Client's Session Central Service. • -SqlServerName <String> The name of the SQL Server where the tenant's GP databases will be stored. Required if using the AddWebServices switch parameter.

- "-SystemDatabaseName <String>
The name of the GP system database for this tenant. Required if using the AddWebServices switch parameter.
- "-DynGPWebServiceUrl <Uri>
URL for the Web Services for Microsoft Dynamics GP. Required if using the AddWebServices switch parameter.
- "-SecAdminServiceUrl <Uri>
URL for the Security Admin Service for the Web Services for Microsoft Dynamics GP. Required if using the AddWebServices switch parameter.
- "-SecServiceDB <String>
Name of the security admin service database for this tenant. Required if using the AddWebServices switch parameter.
- "-SecServiceSqlServer <String>
The name of the SQL Server where the tenant's security admin service database will be stored. Required if using the AddWebServices switch parameter.
- "-DynamicsExeLocation <String>
The path to the Microsoft Dynamics GP runtime folder for the tenant. Required if using the AddWebClient switch parameter.
- "-DynamicsSetLocation <String>
The path to the Dynamics.set file for the tenant. Required if using the AddWebClient or AddGPServices switch parameter.
- "-DexIniLocation <String>
The path to the Dex.ini file for the tenant. Required if using the AddWebClient or AddGPServices switch parameter."-HeartbeatTimeout <String>
The web client session timeout value for the tenant. If not provided it will be set to 0.00:00:00.
- "-CustomRuntimeSettings <String>
Logging settings for the tenant. If not provided it will be set to ScriptLogEnabled=false | TimingLogEnabled=false | SqlLogEnabled=false.
- "-SqlUserName <String>
The SQL login the web client and service based architecture runtime process will use to connect to the tenant's GP databases. Required if using the AddWebClient or AddGPServices switch parameter.
- "-SqlUserPassword <String>
The password for the SQL login. Required if using the AddWebClient or AddGPServices switch parameter.
- "-RuntimeProcessUserName <String>
The user name of the account the runtime process will be run as when users authenticate with an Organizational Account. Required if using Organizational Accounts and the AddWebClient switch parameter.
- "-RuntimeProcessPassword <String>
The password for the runtime process account.

- `-GPVersion <String>`
The major version of the tenant's GP instance. If not provided it will be set to 14.
- `-GPInstanceName <String>`
The name of the GP installation instance for the tenant. If not provided it will be set to DEFAULT.
- `-RequestLoggingEnabled [<SwitchParameter>]`
Enable logging for service based architecture by setting the value to true. If not provided it will be set to false.
- `-OperationTimeout <String>`
The timeout value for service based architecture sessions. If not provided it will be set to 0.00:00:00.
- `-AddWebServices [<SwitchParameter>]`
Add the Web Services application to the tenant being created.
- `-AddWebClient [<SwitchParameter>]`
Add the Web Client application to the tenant being created.
- `-AddGPServices [<SwitchParameter>]`
Add the GP Services application to the tenant being created.
- `-Template <GPTemplate>`
The GPTemplate pipeline object containing the parameter values. Any parameters provided will override parameters set on the pipeline object. Refer to the Get-Template for additional information on using this parameter.
- `<CommonParameters>`
This cmdlet supports the common parameters: Verbose, Debug, ErrorAction, ErrorVariable, WarningAction, WarningVariable, OutBuffer and OutVariable. For more information, see about_CommonParameters (<http://go.microsoft.com/fwlink/?LinkID=113216>).

Examples

Example 1 creates a new Microsoft Dynamics GP tenant with a name of Tenant1 and configures the tenant to use web client, service based architecture and web services.

```
Add-GPTenant -ManagementServiceUrl "http://machinename:48631/
TenantManagementService" -TenantDescription "Description for Tenant1" -
TenantName Tenant1 -AddWebServices -SqlServerName GPSQLServer -
SystemDatabaseName DYN01 -DynGpWebServiceUrl

"http://machinename:80/Dynamics/GPService" -SecAdminServiceUrl "http://
machinename:48620/DynamicsSecurityService" -SecServiceDB DYN01Sec

-SecServiceSqlServer GPSQLServer -AddWebClient -DynamicsExeLocation
"C:\Program Files (x86)\Microsoft Dynamics\GP2015\DYN01"
-DynamicsSetLocation "C:\Program Files (x86)\Microsoft
Dynamics\GP2015\DYN01\Dynamics.set" -DexIniLocation "C:\Program Files
(x86)\Microsoft Dynamics\GP2015\DYN01\data\dex.ini" -SqlUserName
WebClientLogin -SqlUserPassword password -AddGpServices -GPInstanceName
DYN01
```

Example 2 Creates a new Microsoft Dynamics GP tenant with a name of Tenant1 and sets the tenant to inactive.

```
Add-GPTenant -ManagementServiceUrl "http://machinename:48631/  
TenantManagementService" -TenantDescription Description for Tenant1 -  
TenantName Tenant1 -SetInactive
```

Add-LessonCompany

Description	Add the Microsoft Dynamics GP lesson company. The cmdlet accepts a GP client directory and lesson company configuration parameters to add or re-add the lesson company for the Microsoft Dynamics GP instance.
Syntax	<p>Add-LessonCompany -GPClientDirectory <String> -SqlAdmin <String> -SqlAdminPassword <String> -SqlServerName <String> [-SampleDBName <String>] [-LaunchFilePath <String>] [-SqlMdfFilePath <String>] [-SqlLdfFilePath <String>] [<CommonParameters>]</p> <p>Add-LessonCompany -GPClientDirectory <String> -SqlAdmin <String> -SqlAdminPassword <String> -SqlServerName <String> [-SampleDBName <String>] [-LaunchFilePath <String>] [-SqlMdfFilePath <String>] [-SqlLdfFilePath <String>] -Template <GPTemplate> [<CommonParameters>]</p>
Parameters	<ul style="list-style-type: none"> • -GPClientDirectory <String> The path to the Microsoft Dynamics GP client directory to use in creating the lesson company. • SqlAdmin <String> The SQL admin login to use when running GP utilities to create the GP lesson company. • -SqlAdminPassword <String> The password for the SQL Admin. • "-SqlServerName <String> The name of the SQL Server on which to create the Microsoft Dynamics GP lesson company database. • "-SampleDBName <String> Name of the GP lesson database to create. If not provided use the default name (TWO01 thru TWO99) if creating or current name if re-adding. • "-LaunchFilePath <String> The path to the dex.ini file to use when launching Microsoft Dynamics GP. If not provided the default location of the runtime directory's data folder will be used. • "-SqlMdfFilePath <String> The path to the location where the data file (.mdf) will be created. If not provided the default location will be used. • "-SqlLdfFilePath <String> The path to the location where the log file (.ldf) will be created. If not provided the default location will be used. • "-Template <GPTemplate> The GPTemplate pipeline object containing the parameter values. Any parameters provided will override parameters set on the pipeline object. Refer to the Get-Template for additional information on using this parameter. • <CommonParameters> This cmdlet supports the common parameters: Verbose, Debug, ErrorAction, ErrorVariable, WarningAction, WarningVariable, OutBuffer and OutVariable. For

more information, see `about_CommonParameters` (<http://go.microsoft.com/fwlink/?LinkID=113216>).

Examples

Example 1 Creates a new Microsoft Dynamics GP lesson company with a database name of TWO01.

```
Add-LessonCompany -GpClientDirectory "C:\Program Files (x86)\Microsoft  
Dynamics\GP2015\DYN01" -SqlServerName GPSQLServer -SqlAdmin sa -  
SqlAdminPassword password -SampleDBName TWO01
```

Add-TenantServiceUser

Description Adds a new service user to Microsoft Dynamics GP Tenant Services. The cmdlet accepts a URL to the GP Tenant Management Service and user configuration parameters to add a new service user to Microsoft Dynamics GP Tenant Services.

Syntax **Add-TenantUser** -ManagementServiceUrl <Uri> -TenantName <String> -UserAlias <String> -UserName <String> [-Active [<SwitchParameter>]] [-Administrator [<SwitchParameter>]] [<CommonParameters>]

Add-TenantUser -ManagementServiceUrl <Uri> -TenantName <String> -UserAlias <String> -UserName <String> [-Active [<SwitchParameter>]] [-Administrator [<SwitchParameter>]] -Template <GPTemplate> [<CommonParameters>]

- Parameters**
- **-ManagementServiceUrl <Uri>**
The URL to the Tenant Management Service.
 - **-TenantName <String>**
Name of the tenant.
 - **"-UserAlias <String>**
The identity of the user. May be in the form of domain\alias or alias@domain.com.
 - **-UserName <String>**
The name of the user.
 - **-Active [<SwitchParameter>]**
Sets the status of the service user to active. If not provided the service user status is set to inactive.
 - **"-Administrator [<SwitchParameter>]**
Sets the tenant user to be an administrator for the tenant. If not provided the tenant user will not be an administrator for the tenant.
 - **-Template <GPTemplate>**
The GPTemplate pipeline object containing the parameter values. Any parameters provided will override parameters set on the pipeline object. Refer to the Get-Template for additional information on using this parameter.
 - **<CommonParameters>**
This cmdlet supports the common parameters: Verbose, Debug, ErrorAction,
 - **ErrorVariable, WarningAction, WarningVariable, OutBuffer and OutVariable.** For more information, see `about_CommonParameters` (<http://go.microsoft.com/fwlink/?LinkID=113216>).

Examples Example 1 adds a new tenant user for account Domain\User3 as an administrator of Tenant1.

```
Add-TenantUser -ManagementServiceUrl "http://machinename:48631/TenantManagementService" -TenantName Tenant1 -UserAlias Domain\User3 -Username User3 -Active -Administrator
```

Example 2 adds a new tenant user for account Domain\User4 as a user of Tenant1.

```
Add-TenantUser -ManagementServiceUrl "http://machinename:48631/  
TenantManagementService" -TenantName Tenant1 -UserAlias Domain\User4 -  
Username User4 -Active
```

Add-TenantUser

Description	Adds a new tenant user to a tenant in Microsoft Dynamics GP Tenant Services. The cmdlet accepts a URL to the GP Tenant Management Service and user configuration parameters to add a new tenant user to a tenant in Microsoft Dynamics GP Tenant Services.
Syntax	<p>Add-TenantUser -ManagementServiceUrl <Uri> -TenantName <String> -UserAlias <String> -UserName <String> [-Active [<SwitchParameter>]] [-Administrator [<SwitchParameter>]] [<CommonParameters>]</p> <p>Add-TenantUser -ManagementServiceUrl <Uri> -TenantName <String> -UserAlias <String> -UserName <String> [-Active [<SwitchParameter>]] [-Administrator [<SwitchParameter>]] -Template <GPTemplate> [<CommonParameters>]</p>
Parameters	<ul style="list-style-type: none"> • -ManagementServiceUrl <Uri> The URL to the Tenant Management Service. • -TenantName <String> Name of the tenant. • "-UserAlias <String> The identity of the user. May be in the form of domain\alias or alias@domain.com. • -UserName <String> The name of the user. • -Active [<SwitchParameter>] Sets the status of the service user to active. If not provided the service user status is set to inactive. • "-Administrator [<SwitchParameter>] Sets the tenant user to be an administrator for the tenant. If not provided the tenant user will not be an administrator for the tenant. • -Template <GPTemplate> The GPTemplate pipeline object containing the parameter values. Any parameters provided will override parameters set on the pipeline object. Refer to the Get-Template for additional information on using this parameter. • <CommonParameters> This cmdlet supports the common parameters: Verbose, Debug, ErrorAction, ErrorVariable, WarningAction, WarningVariable, OutBuffer and OutVariable. For more information, see about_CommonParameters (http://go.microsoft.com/fwlink/?LinkID=113216).
Examples	<p>Example 1 adds a new tenant user for account Domain\User3 as an administrator of Tenant1.</p> <pre>Add-TenantUser -ManagementServiceUrl "http://machinename:48631/TenantManagementService" -TenantName Tenant1 -UserAlias Domain\User3 -Username User3 -Active -Administrator</pre>

Example 2 adds a new tenant user for account Domain\User4 as a user of Tenant1.

```
Add-TenantUser -ManagementServiceUrl "http://machinename:48631/  
TenantManagementService" -TenantName Tenant1 -UserAlias Domain\User4 -  
Username User4 -Active
```

Get-GPScaleGroupTenant

Description	Retrieves the list of tenants that are assigned to a scale group.
Syntax	<p>Get-GPScaleGroupTenant [-TenantName <String>] [<CommonParameters>]</p> <p>Get-GPScaleGroupTenant [-ScaleGroupId <Int32>] [-ScaleGroupName <String>] [<CommonParameters>]</p>
Parameters	<ul style="list-style-type: none"> • -TenantName <String> The name of the tenant for which to return the scale group assignment. • -ScaleGroupId <Int32> The Id of the scale group for which to return assignments. • -ScaleGroupName <String> The name of the scale group for which to return assignments. • <CommonParameters> This cmdlet supports the common parameters: Verbose, Debug, ErrorAction, ErrorVariable, WarningAction, WarningVariable, OutBuffer and OutVariable. For more information, see about_CommonParameters (http://go.microsoft.com/fwlink/?LinkID=113216).
Comments	If the tenant name is provided, then a single assignment will be returned, provided that the tenant has been assigned to a scale group. If the scale group name or Id is provided, the Get-GPScaleGroupTenant cmdlet returns the list of tenants that are assigned to that single scale group. If no parameter is supplied, a list of all scale group assignments for all tenants will be returned.
Examples	<p>Example 1 returns the list of tenant assignments for the default scale group.</p> <pre>Get-GPScaleGroupTenant -ScaleGroupName "Default Group"</pre> <p>Example 2 returns a list of all scale group assignments for all tenants.</p> <pre>Get-GPScaleGroupTenant</pre> <p>Example 3 returns the scale group assignment for Tenant1.</p> <pre>Get-GPScaleGroupTenant -TenantName "Tenant1"</pre>

Get-GPSessionCentralAddress

Description Retrieves the address (URL) for the Session Central Service that is being accessed by the PowerShell cmdlets. This value was set by the [Set-GPSessionCentralAddress](#) cmdlet.

Syntax **Get-GPSessionCentralAddress** [<CommonParameters>]

Parameters • <CommonParameters>
This cmdlet supports the common parameters: Verbose, Debug, ErrorAction, ErrorVariable, WarningAction, WarningVariable, OutBuffer and OutVariable. For more information, see [about_CommonParameters](http://go.microsoft.com/fwlink/?LinkID=113216) (<http://go.microsoft.com/fwlink/?LinkID=113216>).

Examples The following example retrieves the address that had been specified as the Session Central Service to access.

```
Get-GPSessionCentralAddress
```

Get-GPSessionHost

Description	Retrieves information about a session host or a list of session hosts.
Syntax	<p>Get-GPSessionHost [[-SessionHostId] <String>] [-OnlyActive [<SwitchParameter>]] [-OnlyInactive [<SwitchParameter>]] [<CommonParameters>]</p> <p>Get-GPSessionHost [-ScaleGroupId <Int32>] [-ScaleGroupName <String>] [-OnlyActive [<SwitchParameter>]] [-OnlyInactive [<SwitchParameter>]] [<CommonParameters>]</p>
Parameters	<ul style="list-style-type: none"> • -SessionHostId <String> The Id of the session host to return. • -OnlyActive [<SwitchParameter>] If present, returns only active session hosts. • -OnlyInactive [<SwitchParameter>] If present, returns only inactive or suspended session hosts. • -ScaleGroupId <Int32> The Id of the scale group on which to filter the returned session hosts. • -ScaleGroupName <String> The name of the scale group on which to filter the return session hosts. • <CommonParameters> This cmdlet supports the common parameters: Verbose, Debug, ErrorAction, ErrorVariable, WarningAction, WarningVariable, OutBuffer and OutVariable. For more information, see about_CommonParameters (http://go.microsoft.com/fwlink/?LinkID=113216).
Comments	The Get-GPSessionHost cmdlet returns the session hosts for the specified session host or scale group if either are provided. Otherwise, it returns all session hosts.
Examples	<p>Example 1 returns the properties for the session host with Id SessionHost1.</p> <pre>Get-GPSessionHost -SessionHostId "SessionHost1"</pre> <p>Example 2 returns a list of all session hosts and their properties.</p> <pre>Get-GPSessionHost</pre> <p>Example 3 returns the properties for all session hosts that are assigned to the default scale group.</p> <pre>Get-GPSessionHost -ScaleGroupName "Default Group"</pre> <p>Example 4 returns the properties for all inactive session hosts.</p> <pre>Get-GPSessionHost -OnlyInactive</pre>

Get-GPSessionHostTenant

Description	Retrieves the tenant assignment and status of a session host.
Syntax	Get-GPSessionHostTenant [-SessionHostId <String>] [-TenantName <String>] [<CommonParameters>]
Parameters	<ul style="list-style-type: none"> • -SessionHostId <String> The session host Id on which to filter assignments. • -TenantName <String> The tenant name on which to filter assignments. • <CommonParameters> This cmdlet supports the common parameters: Verbose, Debug, ErrorAction, ErrorVariable, WarningAction, WarningVariable, OutBuffer and OutVariable. For more information, see <code>about_CommonParameters</code> (http://go.microsoft.com/fwlink/?LinkID=113216).
Comments	The Get-GPSessionHostTenant cmdlet returns a list of tenant to session host assignments for the provided session host or tenant. If neither is provided, then it returns all assignments for all tenants and session hosts.
Examples	<p>Example 1 returns a list of tenant assignments for the session host with Id SessionHost1.</p> <pre>Get-GPSessionHostTenant -SessionHostId "SessionHost1"</pre> <p>Example 2 returns all session host assignments for Tenant1.</p> <pre>Get-GPSessionHostTenant -TenantName "Tenant1"</pre>

Get-GPSessions

Description	Retrieves the current sessions on one or more session hosts.
Syntax	Get-GPSessions [[-SessionHostId <String>] [-OnlyActive [<SwitchParameter>]] [-OnlyInactive [<SwitchParameter>]] [<CommonParameters>] Get-GPSessions [-ScaleGroupId <Int32>] [-ScaleGroupName <String>] [-OnlyActive [<SwitchParameter>]] [-OnlyInactive [<SwitchParameter>]] [<CommonParameters>]
Parameters	<ul style="list-style-type: none">• -SessionHostId <String> The name of the session host to get current sessions for.• -OnlyActive [<SwitchParameter>] If present, returns only active sessions.• -OnlyInactive [<SwitchParameter>] If present, returns only inactive sessions.• -ScaleGroupId <Int32> The Id of the scale group for which to get sessions.• -ScaleGroupName <String> The name of the scale group for which to get sessions.• <CommonParameters> This cmdlet supports the common parameters: Verbose, Debug, ErrorAction, ErrorVariable, WarningAction, WarningVariable, OutBuffer and OutVariable. For more information, see about_CommonParameters (http://go.microsoft.com/fwlink/?LinkID=113216).
Comments	The Get-GPSessions cmdlet returns all sessions found on the specified session host or scale group if either are provided. Otherwise, it returns all sessions. Providing the -OnlyActive or -OnlyInactive switch parameters filters sessions based on their status.
Examples	<p>Example 1 returns both active and inactive sessions on the session host with Id SessionHost1.</p> <pre>Get-GPSessions -SessionHostId "SessionHost1"</pre> <p>Example 2 returns both active and inactive sessions on all of the session hosts in the default scale group.</p> <pre>Get-GPSessions -ScaleGroupName "Default Group"</pre> <p>Example 3 returns all inactive sessions on all session hosts.</p> <pre>Get-GPSessions -OnlyInactive</pre> <p>Example 4 returns inactive sessions on all session hosts in the default scale group.</p> <pre>Get-GPSessions -OnlyInactive -ScaleGroupName "Default Group"</pre>

Get-GPWebClientVersion

Description	Retrieves the version information for the Microsoft Dynamics GP Web Client that is installed.
Syntax	Get-GPWebClientVersion [<CommonParameters>]
Parameters	<ul style="list-style-type: none">• <CommonParameters> This cmdlet supports the common parameters: Verbose, Debug, ErrorAction, ErrorVariable, WarningAction, WarningVariable, OutBuffer and OutVariable. For more information, see <code>about_CommonParameters</code> (http://go.microsoft.com/fwlink/?LinkID=113216).
Examples	<p>The following example retrieves the version information for the Microsoft Dynamics GP Web Client that is installed.</p> <pre>Get-GPWebClientVersion</pre>

Get Template

Description Get a template file. The cmdlet retrieves a template file.

Syntax **Get-Template** -FileName <String> [<CommonParameters>]

Parameters

- -FileName <String>
Path to the template file to retrieve.

<CommonParameters>

This cmdlet supports the common parameters: Verbose, Debug, ErrorAction, ErrorVariable, WarningAction, WarningVariable, OutBuffer and OutVariable. For more information, see [about_CommonParameters](http://go.microsoft.com/fwlink/?LinkID=113216) (<http://go.microsoft.com/fwlink/?LinkID=113216>).

Examples Example 1 gets the template.txt file located in the C:\GPTemplates folder.

```
Get-Template -FileName "C:\GPTemplates\template.txt"
```

Example 2 Installs a Microsoft Dynamics GP runtime instance using the parameters from the template.txt file plus provided values for the system database name, SQL Server Name and instance name.

```
Get-Template -FileName "C:\GPTemplates\template.txt" | Install-GPRuntime -
SystemDatabaseName DYN02 -SqlServerName GPSQLServer -InstanceName DYN02
```


Install-GPISCVProduct

Description	Installs an ISV product to an instance of the Microsoft Dynamics GP runtime. The cmdlet installs an ISV product to an instance of the Microsoft Dynamics GP runtime using either a silent installation or copying files from a source folder.
Syntax	<p>Install-GPISVProduct [-GPClientDirectory <String>] [-IsvMsiPath <String>] [-IsvMsiParameters <String>] [-IsvSourceFolder <String>] -Template <GPTemplate> [<CommonParameters>]</p> <p>Install-GPISVProduct [-GPClientDirectory <String>] [-IsvSourceFolder <String>] [<CommonParameters>]</p> <p>Install-GPISVProduct [-IsvMsiPath <String>] [-IsvMsiParameters <String>] [<CommonParameters>]</p>
Parameters	<ul style="list-style-type: none"> • GPClientDirectory <String> The directory path for the Microsoft Dynamics GP installation to which the ISV product will be installed. For example: "C:\program files (x86)\Microsoft Dynamics\GP" • IsvMsiPath <String> The path to the ISV product's msi file. • IsvMsiParameters <String> Comma delimited string containing the installation parameters for running the msi. (Example: "INSTALLDIR='C:\Program Files (x86)\Microsoft Dynamics\GP2015\'', SQLSERVER='GPSQLServer'") • -IsvSourceFolder <String> Path to the source folder containing the files to copy to the Microsoft Dynamics GP client installation directory. The folder structure in the source folder must match the destination folder structure. All files in the source location will be copied to the destination location, if a subfolder doesn't exist in the destination folder it will be created. Any existing files in the destination directory with the same name will be overwritten. If a valid path is not provide, no files will be copied. • Template <GPTemplate> The GPTemplate pipeline object containing the parameter values. Any parameters provided will override parameters set on the pipeline object. Refer to the Get-Template for additional information on using this parameter. • <CommonParameters> This cmdlet supports the common parameters: Verbose, Debug, ErrorAction, ErrorVariable, WarningAction, WarningVariable, OutBuffer and OutVariable. For more information, see about_CommonParameters (http://go.microsoft.com/fwlink/?LinkID=113216).
Examples	<p>Example 1 installs ISV Product by copying files to the Microsoft Dynamics GP runtime's installation folder.</p> <pre>Install-GPISVProduct -GPClientDirectory "C:\Program Files (x86)\Microsoft Dynamics\GP2015\$DYN01" -IsvSourceFolder "\servername\sharename\ISVProduct1\V3"</pre>

Example 2 installs ISV Product using msi file.

```
Install-GPISVProduct -IsvMsiPath  
"\\servername\sharename\ISVProduct1\V3\ISVProduct1.msi" -IsvMsiParameters  
"INSTALLDIR='C:\Program Files (x86)\Microsoft Dynamics\GP2015\  
SQLSERVER='GPSQLServer'"
```

Install-GPRuntime

Description	Installs an instance of the Microsoft Dynamics GP runtime. The cmdlet accepts a path to the installation media and the parameters for installing an instance of the Microsoft Dynamics GP runtime.
Syntax	<p>Install-GPRuntime -MediaRoot <String> -SqlServerName <String> [-CountrySelection <String>] [-CustomDictionaryPath <String>] [-FeatureSelection <String>] [-InstallDirectory <String>] [-InstanceName <String>] [-ServiceAccountDomain <String>] [-ServiceAccountPassword <String>] [-ServiceAccountUserName <String>] [-SystemDatabaseName <String>] [-SynchronizeDictionary [<SwitchParameter>]] [<CommonParameters>]</p> <p>Install-GPRuntime -MediaRoot <String> -SqlServerName <String> [-CountrySelection <String>] [-CustomDictionaryPath <String>] [-FeatureSelection <String>] [-InstallDirectory <String>] [-InstanceName <String>] [-ServiceAccountDomain <String>] [-ServiceAccountPassword <String>] [-ServiceAccountUserName <String>] [-SystemDatabaseName <String>] [-SynchronizeDictionary [<SwitchParameter>]] -SqlAdmin <String> -SqlAdminPassword <String> [<CommonParameters>]</p> <p>Install-GPRuntime -MediaRoot <String> -SqlServerName <String> [-CountrySelection <String>] [-CustomDictionaryPath <String>] [-FeatureSelection <String>] [-InstallDirectory <String>] [-InstanceName <String>] [-ServiceAccountDomain <String>] [-ServiceAccountPassword <String>] [-ServiceAccountUserName <String>] [-SystemDatabaseName <String>] [-SynchronizeDictionary [<SwitchParameter>]] -Template <GPTemplate> [<CommonParameters>]</p>
Parameters	<ul style="list-style-type: none"> • -MediaRoot <String> The path to the folder containing the Microsoft Dynamics GP media image. • SqlServerName <String> The name of the SQL Server on which to create the Microsoft Dynamics GP databases. • CountrySelection <String> The country/region to use for this GP instance. The default value if not provided will be United States. • -CustomDictionaryPath <String> The path to the reports and forms dictionaries. The install path will be used if a path is not provided. • FeatureSelection <String> Comma delimited list of features to install for this instance. The default value if not provided will be the GP and Web Client Runtime features. Refer to KB article 3036773 for feature list. • InstallDirectory <String> The directory path for the installation. The default value if not provided will be %programfiles(x86)%\Microsoft Dynamics\GP2015 for the default instance. A named instance will be %programfiles(x86)%\Microsoft Dynamics\GP2015\InstanceName where the InstanceName is the value provided for the InstanceName parameter.

- **InstanceName <String>**
The name of the GP instance being installed. A default instance will be installed if an instance name is not provided. Only a single default instance can be installed on the same computer.
- **ServiceAccountDomain <String>**
The domain for the GP Dexterity Service account. A value is required if the Service Based Architecture feature is being installed.
- **ServiceAccountPassword <String>**
The password for the GP Dexterity Service account. A value is required if the Service Based Architecture feature is being installed.
- **ServiceAccountUserName <String>**
The user name for the GP Dexterity Service account. A value is required if the Service Based Architecture feature is being installed.
- **SystemDatabaseName <String>**
The name of the GP system database for this instance. The default value if not provided will be DYNAMICS.
- **SynchronizeDictionary [<SwitchParameter>]**
Run utilities to synchronize the dictionary. A GP system database to use for this GP instance must already have been created in order to successfully synchronize the dictionary.
- **SqlAdmin <String>**
The SQL admin login to use when running GP Utilities to synchronize the dictionary. Required if SynchronizeDictionary is provided.
- **-SqlAdminPassword <String>**
The password for the SQL Admin. Required if SynchronizeDictionary is provided.
- **-Template <GPTemplate>**
The GPTemplate pipeline object containing the parameter values. Any parameters provided will override parameters set on the pipeline object. Refer to the Get-Template for additional information on using this parameter.
- **<CommonParameters>**
This cmdlet supports the common parameters: Verbose, Debug, ErrorAction, ErrorVariable, WarningAction, WarningVariable, OutBuffer and OutVariable. For more information, see about_CommonParameters (<http://go.microsoft.com/fwlink/?LinkID=113216>).

Examples

Example 1 installs a Microsoft Dynamics GP runtime instance named DYN01 with the GP, Project Accounting and Web Client Runtime features.

```
Install-GPRuntime -MediaRoot "\\servername\sharename\GP2015\RTM" -
SystemDatabaseName DYN01 -SqlServerName GPSQLServer
-FeatureSelection "GP,PA,WEBCLIENTRUNTIME" -InstanceName DYN01
```

Example 2 installs a Microsoft Dynamics GP runtime instance named DYN02 with the GP, Project Accounting and Service Based Architecture features.

```
Install-GPRuntime -MediaRoot "\\servername\sharename\GP2015\RTM" -  
SystemDatabaseName DYN02 -SqlServerName GPSQLServer -FeatureSelection  
"GP,PA,SBA" -InstanceName DYN01 -ServiceAccountDomain Domain -  
ServiceAccountUserName SBAServiceAcc -ServiceAccountPassword password
```

Example 3 installs a Microsoft Dynamics GP runtime instance using the parameters from the template.txt file plus provided values for the system database name, SQL Server Name and instance name.

```
Get-Template -FileName "C:\GPTemplates\template.txt" | Install-GPRuntime -  
SystemDatabaseName DYN02 -SqlServerName GPSQLServer -InstanceName DYN01
```

Install-GPWebComponents

Description Installs the Microsoft Dynamics GP Web Components. The cmdlet accepts a path to the installation media and the parameters for installing an instance of the Microsoft Dynamics GP Web Components.

Syntax

```
Install-GPWebComponents -MediaRoot <String> -SqlServerName <String>
[-WcSqlLogOn <String>] [-WcSqlLogOnPassword <String>]
[-FeatureSelection <String>] [-InstallDirectory <String>] [-WcDatabaseName
<String>] [-SqlServerAdminAccount <String>]
[-SqlServerAdminAccountPassword <String>] [-AuthenticationType
<AzureAuthenticationType>] [-ClientId <String>] [-ApplicationKey <String>]
[-AzureADDomainName <String>] [-AppIDUri <Uri>] [-SqlServerServiceAccount
<String>] [-WebClientUserGroup <String>] [-WebManagementConsoleGroup
<String>] [-GPInstanceName <String>] [-GPRuntimeFolder <String>]
[-GPSetFilePath <String>] [-GPDexIniPath <String>] [-ScServicePort <Int32>]
[-ScCertificate <String>] [-ScHostName <String>] [-ScUserDomain <String>]
[-ScUserName <String>] [-ScUserPassword <String>] [-WcWebSite <String>]
[-WcUserDomain <String>] [-WcUserName <String>] [-WcUserPassword
<String>] [-UseWebSiteSettingsForWmc [<SwitchParameter>]] [-WmcWebSite
<String>] [-WmcUserDomain <String>] [-WmcUserName <String>]
[-WmcUserPassword <String>] [-DeployOnMultipleWebServers
[<SwitchParameter>]] [-SessionStateSqlServer <String>]
[-SessionStateDatabaseName <String>] [-SessionServicePort <Int32>]
[-SessionServiceCertificate <String>] [-SessionServiceHostName <String>]
[-SessionServiceUserDomain <String>] [-SessionServiceUserName <String>]
[-SessionServiceUserPassword <String>] [-RuntimeServicePort <Int32>]
[-RuntimeServiceCertificate <String>] [-RuntimeServiceHostName <String>]
[-GPServicePort <Int32>] [-GPServiceCertificate <String>] [-GPServiceHostName
<String>] [-GPServiceUserDomain <String>] [-GPServiceUserName <String>]
[-GPServiceUserPassword <String>] [-DexControlServicePort <Int32>]
[-DexControlServiceCertificate <String>] [-DexControlServiceHostName <String>]
[-DexControlServiceUserDomain <String>] [-DexControlServiceUserName
<String>] [-DexControlServiceUserPassword <String>]
[-RuntimeProcessUserDomain <String>] [-RuntimeProcessUserName <String>]
[-RuntimeProcessUserPassword <String>] [<CommonParameters>]
```

```
Install-GPWebComponents -MediaRoot <String> -SqlServerName <String>
[-WcSqlLogOn <String>] [-WcSqlLogOnPassword <String>] [-FeatureSelection
<String>] [-InstallDirectory <String>] [-WcDatabaseName <String>]
[-SqlServerAdminAccount <String>] [-SqlServerAdminAccountPassword
<String>] [-AuthenticationType <AzureAuthenticationType>] [-ClientId <String>]
[-ApplicationKey <String>] [-AzureADDomainName <String>] [-AppIDUri <Uri>]
[-SqlServerServiceAccount <String>] [-WebClientUserGroup <String>]
[-WebManagementConsoleGroup <String>] [-GPInstanceName <String>]
[-GPRuntimeFolder <String>] [-GPSetFilePath <String>] [-GPDexIniPath <String>]
[-ScServicePort <Int32>] [-ScCertificate <String>] [-ScHostName <String>]
[-ScUserDomain <String>] [-ScUserName <String>] [-ScUserPassword <String>]
[-WcWebSite <String>] [-WcUserDomain <String>] [-WcUserName <String>]
[-WcUserPassword <String>] [-UseWebSiteSettingsForWmc [<SwitchParameter>]]
[-WmcWebSite <String>] [-WmcUserDomain <String>] [-WmcUserName <String>]
[-WmcUserPassword <String>] [-DeployOnMultipleWebServers
[<SwitchParameter>]] [-SessionStateSqlServer <String>]
[-SessionStateDatabaseName <String>] [-SessionServicePort <Int32>]
[-SessionServiceCertificate <String>] [-SessionServiceHostName <String>]
[-SessionServiceUserDomain <String>] [-SessionServiceUserName <String>]
```

```
[-SessionServiceUserPassword <String>] [-RuntimeServicePort <Int32>]
[-RuntimeServiceCertificate <String>] [-RuntimeServiceHostName <String>]
[-GPServicePort <Int32>] [-GPServiceCertificate <String>] [-GPServiceHostName
<String>] [-GPServiceUserDomain <String>] [-GPServiceUserName <String>]
[-GPServiceUserPassword <String>] [-DexControlServicePort <Int32>]
[-DexControlServiceCertificate <String>] [-DexControlServiceHostName <String>]
[-DexControlServiceUserDomain <String>] [-DexControlServiceUserName
<String>] [-DexControlServiceUserPassword <String>]
[-RuntimeProcessUserDomain <String>] [-RuntimeProcessUserName <String>]
[-RuntimeProcessUserPassword <String>] -Template <GPTemplate>
[<CommonParameters>]
```

Parameters

- **MediaRoot <String>**
The path to the folder containing the Microsoft Dynamics GP media image.
- **-SqlServerName <String>**
The name of the SQL Server on which to create the Microsoft Dynamics GP databases.
- **-WcSqlLogOn <String>**
The SQL login the web client and service based architecture runtime process will use to connect to the GP databases. Required if installing the Web Client or Service Based Architecture features.
- **-WcSqlLogOnPassword <String>**
The password for the SQL login.
- **-FeatureSelection <String>**
Comma delimited list of features to install. The default value if not provided will be all features except Tenant Manager.
- **-InstallDirectory <String>**
The directory path for the installation. The default value if not provided will be %programfiles%\Microsoft Dynamics\GP Web Components.
- **-WcDatabaseName <String>**
Database name for the Web Components database. The default value if not provided will be GPCONFIGURATION.
- **-SqlServerAdminAccount <String>**
A SQL Login account to use for setting up the Web Components database. If not provided will use Windows authentication.
- **-SqlServerAdminAccountPassword <String>**
The password for the SQL Server admin account. If not provided will use Windows authentication.
- **-AuthenticationType <AzureAuthenticationType>**
Value is either Windows, OrgID or Mixed. Default is Windows if not provided.
- **-ClientId <String>**
The Client ID for the application registered in Azure AD. Required if AuthenticationType is OrgID.

- -ApplicationKey <String>
The Application Key for the application registered in Azure AD. Required if AuthenticationType is OrgID.
- -AzureADDomainName <String>
The Azure AD Domain Name for the application registered in Azure AD. Required if AuthenticationType is OrgID.
- -AppIDUri <Uri>
The App ID URI for the application registered in Azure AD. Required if AuthenticationType is OrgID.
- -SqlServerServiceAccount <String>
The "log on as" account for the SQL Server service where the customer's GP databases are running. Required if AuthenticationType is OrgID. Can be either a single Windows account or a security group.
- -WebClientUserGroup <String>
The security group that web client users will be members of. Required if AuthenticationType is Windows.
- -WebManagementConsoleGroup <String>
The security group that web management console users will be members of. Required if Web Management Console feature is being installed.
- -GPInstanceName <String>
The instance name of the GP instance to use for Service Based Architecture. If not provided will be set to DEFAULT.
- -GPRuntimeFolder <String>
The path to the GP runtime folder. If not provided use the default path.
- -GPSetFilePath <String>
The path to the Dynamics.set file. If not provided use the default path.
- -GPDexIniPath <String>
The path to the launch file (Dex.ini). If not provided use the default path.
- -ScServicePort <Int32>
The port for the Session Central Service. If not provided use the default port.
- -ScCertificate <String>
The thumbprint of the security certificate to use for the Session Central Service. If not provided then configure the service for http.
- -ScHostName <String>
The host name of the Session Central Service. If not provided the default will be the CN value from the ScCertificate provided.
- -ScUserDomain <String>
The domain for the Session Central service account. Required if installing the Session Central Service.
- -ScUserName <String>
The user name for the Session Central service account. Required if installing the Session Central Service.

- -ScUserPassword <String>
The password for the Session Central service account. Required if installing the Session Central Service.
- -WcWebSite <String>
The web site to use for the web client. Required if installing the web site feature.
- -WcUserDomain <String>
The domain for the web client web site's application pool account. Required if installing the web site feature.
- -WcUserName <String>
The user name for the web client web site's application pool account. Required if installing the web site feature.
- -WcUserPassword <String>
The password for the web client web site's application pool account. Required if installing the web site feature.
- -UseWebSiteSettingsForWmc [<SwitchParameter>]
Use the same web site and application pool account as the Web Client.
- "-WmcWebSite <String>
The web site to use for the web management console. Required if installing the Web Management Console feature and UseWebSiteSettingsforWmc switch is not provided.
- "-WmcUserDomain <String>
The domain for the web management console web site's application pool account. Required if installing the Web Management Console "feature and UseWebSiteSettingsforWmc switch is not provided.
- "-WmcUserName <String>
The user name for the web management console web site's application pool account. Required if installing the Web Management Console feature and UseWebSiteSettingsforWmc switch is not provided.
- "-WmcUserPassword <String>
The password for the web management console web site's application pool account. Required if installing the Web Management Console feature and UseWebSiteSettingsforWmc switch is not provided.
- -DeployOnMultipleWebServers [<SwitchParameter>]
The web client web server feature is being installed on multiple web servers.
- -SessionStateSqlServer <String>
The SQL Server that will host the session state database. Required for DeployOnMultipleWebServers.
- -SessionStateDatabaseName <String>
The database name of the session state database. If not provided the default value will be used.
- -SessionServicePort <Int32>
The port for the Session Service. If not provided use the default port.

- -SessionServiceCertificate <String>
The thumbprint of the security certificate to use for the Session Service. If not provided then configure the service for http.
- -SessionServiceHostName <String>
The host name of the Session Service. If not provided the default will be the CN value from the SessionServiceCertificate provided.
- -SessionServiceUserDomain <String>
The domain for the Session Service account. Required if installing the Session Service.
- -SessionServiceUserName <String>
The user name for the Session Service account. Required if installing the Session Service.
- -SessionServiceUserPassword <String>
The password for the Session Service account. Required if installing the Session Service.
- -RuntimeServicePort <Int32>
The port for the Runtime Service. If not provided use the default port.
- -RuntimeServiceCertificate <String>
The thumbprint of the security certificate to use for the Runtime Service. Required if installing the Session Server feature.
- -RuntimeServiceHostName <String>
The host name of the Runtime Service. If not provided the default will be the CN value from the RuntimeServiceCertificate provided.
- -GPServicePort <Int32>
The port for the GP Service. If not provided use the default port.
- -GPServiceCertificate <String>
The thumbprint of the security certificate to use for the GP Service. Required if installing the GP Service.
- -GPServiceHostName <String>
The host name of the GP Service. If not provided the default will be the CN value from the GPServiceCertificate provided.
- "-GPServiceUserDomain <String>
The domain for the GP Service account. Required if installing the GP Service.
- "-GPServiceUserName <String>
The user name for the GP Service account. Required if installing the GP Service.
- -GPServiceUserPassword <String>
The password for the GP Service account. Required if installing the GP Service.
- -DexControlServicePort <Int32>
The port for the Dexterity Control Service. If not provided use the default port.

- -DexControlServiceCertificate <String>
The thumbprint of the security certificate to use for the Dexterity Control Service. If not provided then configure the service forhttp.
- -DexControlServiceHostName <String>
The host name of the Dexterity Control Service. If not provided the default will be the CN value from the DexControlServiceCertificate provided.
- -DexControlServiceUserDomain <String>
The domain for the Dexterity Control Service account. Required if installing the Dexterity Control Service.
- -DexControlServiceUserName <String>
The user name for the Dexterity Control Service account. Required if installing the Dexterity Control Service.
- -DexControlServiceUserPassword <String>
The password for the Dexterity Control Service account. Required if installing the Dexterity Control Service.
- -RuntimeProcessUserDomain <String>
Web Client users that log in using their Organizational Account will have their Dynamics GP process run as the account you provide. Enter the domain for the Windows account.
- -RuntimeProcessUserName <String>
Web Client users that log in using their Organizational Account will have their Dynamics GP process run as the account you provide. Enter the user name for the Windows account.
- -RuntimeProcessUserPassword <String>
Web Client users that log in using their Organizational Account will have their Dynamics GP process run as the account you provide. Enter the password for the Windows account.
- -Template <GPTemplate>
The GPTemplate pipeline object containing the parameter values. Any parameters provided will override parameters set on the pipeline object. Refer to the Get-Template for additional information on using this parameter.
- <CommonParameters>
This cmdlet supports the common parameters: Verbose, Debug, ErrorAction,ErrorVariable, WarningAction, WarningVariable, OutBuffer and OutVariable. For more information, see about_CommonParameters (<http://go.microsoft.com/fwlink/?LinkID=113216>).

Examples

Example 1 installs all features, except tenant manager, to a web server for a single machine deployment.

```
Install-GPWebComponents -MediaRoot "\\servername\sharename\GP2015\RTM" -
SqlServerName GPSQLServer -WebClientUserGroup
"Domain\WCUSERS" -WebManagementConsoleGroup "Domain\WMCUSERS" -WcSqlLogOn
WebClientLogin -WcSqlLogOnPassword password -ScUserDomain Domain
-ScUserName username -ScUserPassword password -WcWebSite 1 -WcUserDomain
domain -WcUserName username -WcUserPassword password
```

```

-SessionServiceUserDomain domain -SessionServiceUserName username -
SessionServiceUserPassword password -RuntimeServiceCertificate
ed95ef2f59cg37373c0680c5cae6267059888378 -RuntimeServiceHostName
WebServer.contoso.com -DexControlServiceUserDomain Domain
-DexControlServiceUserName username -DexControlServiceUserPassword
password -GpServiceCertificate ed95ef2f59cg37373c0680c5cae6267059888378
-GpServiceHostName WebServer.contoso.com -GpServiceUserDomain Domain -
GpServiceUserName username -GpServiceUserPassword password
-UseWebSiteSettingsForWmc

```

Example 2 installs the Web Server, GP Service and Web Management Console features to the web server for a scale out deployment.

```

Install-GPWebComponents -MediaRoot "\\servername\sharename\GP2015\RTM" -
FeatureSelection

"WEBCLIENT,WEBSERVER,WEBSITE,WEBMANAGEMENTCONSOLE,SBASESSIONMANAGER,WEBCLIEN
TSESSIONMANAGER,SESSIONCENTRAL,GPSERVICE" -SqlServerName
GPSQLServer -WebClientUserGroup "Domain\WCUSERS" -
WebManagementConsoleGroup "Domain\WMCUSERS" -WcSqlLogOn WebClientLogin
-WcSqlLogOnPassword password -ScUserDomain Domain -ScUserName username -
ScUserPassword password -WcWebSite 1 -WcUserDomain domain
-WcUserName username -WcUserPassword password -GpServiceCertificate
ed95ef2f59cg37373c0680c5cae6267059888378 -GpServiceHostName
WebServer.contoso.com -GpServiceUserDomain Domain -GpServiceUserName
username -GpServiceUserPassword password -UseWebSiteSettingsForWmc

```

Example 3 installs the Session Server and Dexterity Control Service features to the session host for a scale out deployment.

```

Install-GPWebComponents -MediaRoot "\\servername\sharename\GP2015\RTM" -
FeatureSelection "SESSIONSERVER,DEXSERVICECONTROL"
-SqlServerName GPSQLServer -WebClientUserGroup "Domain\WCUSERS" -
WcSqlLogOn WebClientLogin -SessionServiceUserDomain domain
-SessionServiceUserName username -SessionServiceUserPassword password -
RuntimeServiceCertificate ed95ef2f59cg37373c0680c5cae6267059888378
-RuntimeServiceHostName WebServer.contoso.com -
DexControlServiceUserDomain Domain -DexControlServiceUserName username
-DexControlServiceUserPassword password

```

Install-GPWebServices

Description	Installs Web Services for Microsoft Dynamics GP. The cmdlet accepts a path to the installation media and the parameters for installing an instance of Web Services for Microsoft Dynamics GP.
Syntax	<pre>Install-GPWebServices -MediaRoot <String> -SqlServerName <String> - ServiceAccountDomainName <String> -ServiceAccountUserName <String> -ServiceAccountUserNamePassword <String> [-SystemDatabaseName <String>] [-SqlServerAdminAccount <String>] [-SqlServerAdminAccountPassword <String>] [-InstallDirectory <String>] [-SecurityServiceSqlServer <String>] [-SecurityServiceDb <String>] [-WebServicePort <Int32>] [-SecurityServicePort <Int32>] [-WebClientSqlServer <String>] [-WebClientDatabaseName <String>] [-WebClientSqlUserName <String>] [-WebClientSqlUserPassword <String>] [-WebServicesSecurityCertificate <String>] [-WebServicesHostName <String>] [<CommonParameters>]</pre> <pre>Install-GPWebServices -MediaRoot <String> -SqlServerName <String> - ServiceAccountDomainName <String> -ServiceAccountUserName <String> ServiceAccountUserNamePassword <String> [-SystemDatabaseName <String>] [-SqlServerAdminAccount <String>] [-SqlServerAdminAccountPassword <String>] [-InstallDirectory <String>] [-SecurityServiceSqlServer <String>] [-SecurityServiceDb <String>] [-WebServicePort <Int32>] [-SecurityServicePort <Int32>] [-WebClientSqlServer <String>] [-WebClientDatabaseName <String>] [-WebClientSqlUserName <String>] [-WebClientSqlUserPassword <String>] [-WebServicesSecurityCertificate <String>] [-WebServicesHostName <String>] - Template <GPTemplate> [<CommonParameters>]</pre>
Parameters	<ul style="list-style-type: none"> • MediaRoot <String> The path to the folder containing the Microsoft Dynamics GP media image. • -SqlServerName <String> The name of the SQL Server where the GP databases will be stored. • -ServiceAccountDomainName <String> The domain for the service account. • -ServiceAccountUserName <String> The user name for the service account. • -ServiceAccountUserNamePassword <String> The password for the service account. • -SystemDatabaseName <String> The name of the GP system database. The default value if not provided will be DYNAMICS. • -SqlServerAdminAccount <String> A SQL Login account to use when configuring Web Services for Microsoft Dynamics GP to the GP system database provided. If not provided will use Windows authentication. • -SqlServerAdminAccountPassword <String> The password for the SQL Server admin account. If not provided will use Windows authentication.

- -InstallDirectory <String>
The directory path for the installation. The default value if not provided will be %programfiles%\Microsoft Dynamics\GPWebServices.
- -SecurityServiceSqlServer <String>
The SQL Server where the security database will be created. If not provided will use the same SQL Server that was provided for the GP databases.
- -SecurityServiceDb <String>
The name of the security service database. If not provided will use a default name of GPWEBSERVICESECURITY.
- -WebServicePort <Int32>
The port for the web service. If not provided use the default port.
- -SecurityServicePort <Int32>
The port for the security admin service. If not provided use the default port.
- -WebClientSqlServer <String>
The SQL Server where the web components database is hosted. The web components database is used if you have configured the GP instance to use Organizational Accounts. If you are not using Organizational Accounts then a value doesn't need to be provided.
- -WebClientDatabaseName <String>
The name of the web components database. The web components database is used if you have configured the GP instance to use Organizational Accounts. If you are not using Organizational Accounts then a value doesn't need to be provided.
- -WebClientSqlUserName <String>
A SQL Login account with access to the web components database. If not provided will use Windows authentication.
- -WebClientSqlUserPassword <String>
The password for the web components SQL Server login. If not provided will use Windows authentication.
- -WebServicesSecurityCertificate <String>
The thumbprint of the certificate to use for Web Services. If not provided Web Services will remain configured for http.
- -WebServicesHostName <String>
The host name for the Web Services. If not provided the default will be the CN value from the WebServicesSecurityCertificate.
- -Template <GPTemplate>
The GPTemplate pipeline object containing the parameter values. Any parameters provided will override parameters set on the pipeline object. Refer to the Get-Template for additional information on using this parameter.
- <CommonParameters>
This cmdlet supports the common parameters: Verbose, Debug, ErrorAction, ErrorVariable, WarningAction, WarningVariable, OutBuffer and OutVariable. For more information, see about_CommonParameters (<http://go.microsoft.com/fwlink/?LinkID=113216>).

Examples

Example 1 installs Web Services for Microsoft Dynamics GP for the DYN01 GP system database.

```
Install-GPWebServices -MediaRoot "\\servername\sharename\GP2015\RTM" -  
SqlServerName GPSQLServer -SystemDatabaseName DYN01  
-ServiceAccountDomainName Domain -ServiceAccountUserName username -  
ServiceAccountUserNamePassword password -SecurityServiceDb  
DYN01WSSECURITY
```

New-GPScaleGroup

Description	Creates a new scale group.
Syntax	New-GPScaleGroup -ScaleGroupName <String> [-Description <String>] [-SetInactive [<SwitchParameter>]] [<CommonParameters>]
Parameters	<ul style="list-style-type: none"> • -ScaleGroupName <String> The name of the scale group to create. • -Description <String> The description of the scale group to create. • -SetInactive [<SwitchParameter>] Indication to set the status of the scale group to inactive. • <CommonParameters> This cmdlet supports the common parameters: Verbose, Debug, ErrorAction, ErrorVariable, WarningAction, WarningVariable, OutBuffer and OutVariable. For more information, see <code>about_CommonParameters</code> (http://go.microsoft.com/fwlink/?LinkID=113216).
Comments	The New-GPScaleGroup cmdlet accepts the name and description for a scale group to create. The created scale group is active by default. To set the status to inactive, provide the -SetInactive switch parameter.
Examples	<p>Example 1 creates a scale group with the provided name and description. The status of the scale group is set to active by default.</p> <pre>New-GPScaleGroup -ScaleGroupName "ScaleGroup1" -Description "Description for Scale Group 1"</pre> <p>Example 2 creates a scale group with the provided name and description. The status of the scale group is set to inactive.</p> <pre>New-GPScaleGroup -ScaleGroupName "ScaleGroup2" -Description "Description for Scale Group 2" -SetInactive</pre>

New-GPSystemDatabase

Description Creates a new Microsoft Dynamics GP system database. The cmdlet accepts a GP client directory and system database configuration parameters to create a new system database for the Microsoft Dynamics GP instance.

```
New-GPSystemDatabase [-GPClientDirectory <String>] [-SqlAdmin <String>]
[-SqlAdminPassword <String>] [-SqlServerName <String>] [-LaunchFilePath
<String>] [-ReportServerMode <ReportServerMode>] [-ReportServerUrl <Url>]
[-ReportManagerUrl <Url>] [-ReportServerFolder <String>] [-SsrsSharePointSite
<String>] [-SsrsSharePointLibrary <String>] [-SqlMdfFilePath <String>]
[-SqlLdfFilePath <String>] [-AccountFrameworkLength <Int32>]
[-AccountFrameworkSegments <Int32>] [-AccountFrameworkSegmentLengths
<List[Int32]>] [-AccountFrameworkSorting <List[Int32]>] [-WcSqlLogOnName
<String>] [-WcSqlLogOnPassword <String>] [-DynsaPassword <String>] [-
AuthenticationType <AzureAuthenticationType>] [-WebComponentsSqlServer
<String>] [-WebComponentsDbName <String>] [-AadTenantName <String>]
[-UseDefaultAccountFramework [

```

```
New-GPSystemDatabase [-GPClientDirectory <String>] [-SqlAdmin <String>]
[-SqlAdminPassword <String>] [-SqlServerName <String>] [-LaunchFilePath
<String>] [-ReportServerMode <ReportServerMode>] [-ReportServerUrl <Url>]
[-ReportManagerUrl <Url>] [-ReportServerFolder <String>] [-SsrsSharePointSite
<String>] [-SsrsSharePointLibrary <String>] [-SqlMdfFilePath <String>]
[-SqlLdfFilePath <String>] [-AccountFrameworkLength <Int32>]
[-AccountFrameworkSegments <Int32>] [-AccountFrameworkSegmentLengths
<List[Int32]>] [-AccountFrameworkSorting <List[Int32]>] [-WcSqlLogOnName
<String>] [-WcSqlLogOnPassword <String>] [-DynsaPassword <String>]
[-AuthenticationType <AzureAuthenticationType>] [-WebComponentsSqlServer
<String>] [-WebComponentsDbName <String>] [-AadTenantName <String>]
[-UseDefaultAccountFramework [

```

Parameters

- **GPClientDirectory <String>**
The path to the Microsoft Dynamics GP client directory to use in creating the company
- **SqlAdmin <String>**
The SQL admin login to use when running GP utilities to create the GP system database.
- **-SqlAdminPassword <String>**
The password for the SQL Admin.
- **-SqlServerName <String>**
The name of the SQL Server on which to create the Microsoft Dynamics GP system database.
- **-LaunchFilePath <String>**
The path to the dex.ini file to use when launching Microsoft Dynamics GP. If not provided the default location of the runtime directory's data folder will be used.
- **-ReportServerMode <ReportServerMode>**
Values are either SharePoint or Native. If not provided then don't deploy the SQL Server Reporting Services reports.

- -ReportServerUrl <Url>
If ReportServerMode is Native then this is the URL to the reports server. Required if the ReportServerMode is Native.
- -ReportManagerUrl <Url>
If ReportServerMode is Native then this is the URL to the reports manager Required if the ReportServerMode is Native.
- -ReportServerFolder <String>
If ReportServerMode is Native then this is the folder on the reports server to deploy the reports to. If not provided it will be set to the GP system database name.
- -SrsSharePointSite <String>
If ReportServerMode is SharePoint, then this is the SharePoint site to deploy the reports to. Required if the ReportServiceMode is SharePoint.
- -SrsSharePointLibrary <String>
If ReportServerMode is SharePoint, then this is the SharePoint library to deploy the reports to. Required if the ReportServiceMode is SharePoint.
- -SqlMdfFilePath <String>
Path to where the SQL mdf files will be created. The default SQL Server location will be used if no path is provided.
- -SqlLdfFilePath <String>
Path to where the SQL ldf file will be created. The default SQL Server location will be used if not path is provided.
- -AccountFrameworkLength <Int32>
Maximum length for the account framework. If not provided a default of 45 will be used.
- -AccountFrameworkSegments <Int32>
Maximum number of segments for the account framework. If not provided a default of 5 will be used.
- -AccountFrameworkSegmentLengths <List[Int32]>
Maximum length for each of the account framework segments. If not provided a default of 9 will be used.
- -AccountFrameworkSorting <List[Int32]>
The account framework segments to add sorting options for. If not provided sorting options for all available segments will be added.
- -WcSqlLogOnName <String>
The name of the SQL Login to be used for the web client. If not provided then a login will not be set up.
- -WcSqlLogOnPassword <String>
The password for the web client SQL Login. Required if a WcSqlLogin is provided.
- -DynsaPassword <String>
The password for the DYNOSA account. If the DYNOSA account doesn't exist and the password is not provided a password will be auto-generated for the DYNOSA account. If the DYNOSA account already exists on the SQL Server then it will be left with the current password.

- **-AuthenticationType <AzureAuthenticationType>**
Values are either Windows or OrgID. Default is Windows if not provided.
- **-WebComponentsSqlServer <String>**
The name of the SQL Server where the Web Components database is hosted. Required if the AuthenticationType is OrgID.
- **-WebComponentsDbName <String>**
The name of the Web Components database. Required if the AuthenticationType is OrgID.
- **-AadTenantName <String>**
The tenant name of the Azure Active Directory for this GP instance. Required if the AuthenticationType is OrgID.
- **-UseDefaultAccountFramework [<SwitchParameter>]**
If provided, system will be created with the default account framework.
- **-Template <GPTemplate>**
The GPTemplate pipeline object containing the parameter values. Any parameters provided will override parameters set on the pipeline object. Refer to the Get-Template for additional information on using this parameter.
- **CommonParameters>**
This cmdlet supports the common parameters: Verbose, Debug, ErrorAction, ErrorVariable, WarningAction, WarningVariable, OutBuffer and OutVariable. For more information, see about_CommonParameters (<http://go.microsoft.com/fwlink/?LinkID=113216>).

Examples

Example 1 creates a new Microsoft Dynamics GP system database using the default account framework.

```
New-GPSystemDatabase -GpClientDirectory "C:\Program Files (x86)\Microsoft Dynamics\GP2015\DYN01" -SqlAdmin sa -SqlAdminPassword password - UseDefaultAccountFramework -SqlServerName GPSQLServer
```

Example 2 creates a new Microsoft Dynamics GP system database using the provided account framework.

```
New-GPSystemDatabase -GpClientDirectory "C:\Program Files (x86)\Microsoft Dynamics\GP2015\DYN01" -SqlAdmin sa -SqlAdminPassword password -SqlServerName GPSQLServer -AccountFrameworkLength 20 -AccountFrameworkSegments 5 - AccountFrameworkSegmentLengths 5,6,3,3,3
```

Remove-GPScaleGroup

Description	Deletes one or more scale groups.
Syntax	<p>Remove-GPScaleGroup -ScaleGroupId <Int32> [-Force [<SwitchParameter>]] [-WhatIf [<SwitchParameter>]] [-Confirm [<SwitchParameter>]] [<CommonParameters>]</p> <p>Remove-GPScaleGroup -ScaleGroupName <String> [-Force [<SwitchParameter>]] [-WhatIf [<SwitchParameter>]] [-Confirm [<SwitchParameter>]] [<CommonParameters>]</p> <p>Remove-GPScaleGroup [-ScaleGroups] <ScaleGroup[]> [-Force [<SwitchParameter>]] [-WhatIf [<SwitchParameter>]] [-Confirm [<SwitchParameter>]] [<CommonParameters>]</p>
Parameters	<ul style="list-style-type: none"> • -ScaleGroupId <Int32> The Id of the scale group to delete. • -Force [<SwitchParameter>] Executes the command without prompting for confirmation. • -WhatIf [<SwitchParameter>] Displays a message that describes the effect of the command, instead of executing the command. • -Confirm [<SwitchParameter>] Prompts for confirmation before executing the command. • -ScaleGroupName <String> The name of the scale group to delete. • -ScaleGroups <ScaleGroup[]> A list of scale groups to delete. See example 3 for usage. • <CommonParameters> This cmdlet supports the common parameters: Verbose, Debug, ErrorAction, ErrorVariable, WarningAction, WarningVariable, OutBuffer and OutVariable. For more information, see about_CommonParameters (http://go.microsoft.com/fwlink/?LinkID=113216).
Comments	The Remove-GPScaleGroup cmdlet deletes the specified scale group or groups. There must not be any session hosts assigned to the specified scale groups.
Examples	<p>Example 1 removes the scale group with the name ScaleGroup1.</p> <pre>Remove-GPScaleGroup -ScaleGroupName "ScaleGroup1"</pre> <p>Example 2 removes the scale group with the Id 5.</p> <pre>Remove-GPScaleGroup -ScaleGroupId 5</pre> <p>Example 3 removes all of the scale groups.</p> <pre>Get-GPScaleGroup Remove-GPScaleGroup</pre>

Remove-GPScaleGroupTenant

Description	Removes a tenant from a scale group.
Syntax	<p>Remove-GPScaleGroupTenant -TenantName <String> [-Force [<SwitchParameter>]] [-WhatIf [<SwitchParameter>]] [-Confirm [<SwitchParameter>]] [<CommonParameters>]</p> <p>Remove-GPScaleGroupTenant -Assignments <ScaleGroupTenantAssignment[]> [-Force [<SwitchParameter>]] [-WhatIf [<SwitchParameter>]] [-Confirm [<SwitchParameter>]] [<CommonParameters>]</p>
Parameters	<ul style="list-style-type: none"> • -TenantName <String> The name of the tenant to remove. • -Force [<SwitchParameter>] Executes the command without prompting for confirmation. • -WhatIf [<SwitchParameter>] Displays a message that describes the effect of the command instead of executing the command. • -Confirm [<SwitchParameter>] Prompts for confirmation before executing the command. • -Assignments <ScaleGroupTenantAssignment[]> A list of tenant to scale group assignments to delete. See example 2 for usage. • <CommonParameters> This cmdlet supports the common parameters: Verbose, Debug, ErrorAction, ErrorVariable, WarningAction, WarningVariable, OutBuffer and OutVariable. For more information, see about_CommonParameters (http://go.microsoft.com/fwlink/?LinkID=113216).
Comments	The Remove-GPScaleGroupTenant cmdlet deletes the scale group assignment for the specified tenant. When no scale group assignment exists for a tenant, Session Central will use the default scale group for the tenant.
Examples	<p>Example 1 removes the scale group assignment for Tenant1. After the command has finished, Tenant1 is assumed to be part of the default scale group.</p> <pre>Remove-GPScaleGroupTenant -TenantName "Tenant1"</pre> <p>Example 2 removes all scale group assignments for all tenants that are assigned to the scale group with the Id 1.</p> <pre>Get-GPScaleGroupTenant -ScaleGroupId 1 Remove-GPScaleGroupTenant</pre>

Remove-GPSessionHost

Description	Deletes the specified session host so that the Session Central Service will no longer be able to use it. The session host must not have any active sessions.
Syntax	<p>Remove-GPSessionHost [-SessionHostId] <String> [-Force [<SwitchParameter>]] [-WhatIf [<SwitchParameter>]] [-Confirm [<SwitchParameter>]] [<CommonParameters>]</p> <p>Remove-GPSessionHost [-SessionHosts] <SessionHost[]> [-Force [<SwitchParameter>]] [-WhatIf [<SwitchParameter>]] [-Confirm [<SwitchParameter>]] [<CommonParameters>]</p>
Parameters	<ul style="list-style-type: none"> • -SessionHostId <String> The Id of the session host to delete. • -Force [<SwitchParameter>] Executes the command with prompting for confirmation. • -WhatIf [<SwitchParameter>] Displays a message that describes the effect of the command instead of executing the command. • -Confirm [<SwitchParameter>] Prompts you for confirmation before executing the command. • -SessionHosts <SessionHost[]> A list of session hosts to delete. See example 2 for usage. • <CommonParameter> This cmdlet supports the common parameters: Verbose, Debug, ErrorAction, ErrorVariable, WarningAction, WarningVariable, OutButter and OutVariable. For more information, see about_CommonParameters (http://go.microsoft.com/fwlink/?LinkID=113216)
Examples	<p>Example 1 removes the session host with an Id of SessionHost1.</p> <pre>Remove-GPSessionHost -SessionHostId "SessionHost1"</pre> <p>Example 2 removes all of the session hosts that are assigned to the default scale group.</p> <pre>Get-GPSessionHost -ScaleGroupName "Default Group" Remove-GPSessionHost</pre>

Set-GPSessionCentralAddress

Description	Specifies the Session Central Service that will be accessed by the PowerShell cmdlets.
Syntax	Set-GPSessionCentralAddress [-Address] <String>[<CommonParameters>]
Parameters	<ul style="list-style-type: none"> [-Address] <String> Specifies the URL of the Session Central Service that will be accessed. <CommonParameter> This cmdlet supports the common parameters: Verbose, Debug, ErrorAction, ErrorVariable, WarningAction, WarningVariable, OutBuffer and OutVariable. For more information, see about_CommonParameters (http://go.microsoft.com/fwlink/?LinkID=113216)
Comments	<p>You must have proper permission to run cmdlets that access the Session Central Service. Typically, the account that was specified to run the Session Central Service at the time the Microsoft Dynamics GP Web Client web site was installed will have access. Any users in the local machine Administrators group will also have access.</p> <p>The address is not verified when the cmdlet is run. If an incorrect address is supplied, you will see errors when the other cmdlets are used.</p>
Examples	<p>The following example specifies that the PowerShell cmdlets will use the Session Central Service on the gpweb.conto.com server.</p> <pre>Set-GPSessionCentralAddress -Address http://gpweb.contoso.com:48650/ SessionCentralService</pre>

Set-Template

Description	Creates a template file. The cmdlet will create a template file with the parameter values in the GPTemplate pipeline object.
Syntax	Set-Template -FileName <String> -Template <GPTemplate> [<CommonParameters>]
Parameters	<ul style="list-style-type: none"> • -FileName <String> Path to the template file to create. • Template <GPTemplate> The GPTemplate pipeline object containing the parameter values. • <CommonParameters> This cmdlet supports the common parameters: Verbose, Debug, ErrorAction, ErrorVariable, WarningAction, WarningVariable, OutBuffer and OutVariable. For more information, see about_CommonParameters (http://go.microsoft.com/fwlink/?LinkID=113216).
Examples	<p>Example 1 saves the template pipeline values for the Install-GPRuntime command in a template file.</p> <pre>Install-GPRuntime -MediaRoot "\\servername\sharename\GP2015\RTM" - SystemDatabaseName DYN01 -SqlServerName GPSQLServer -FeatureSelection "GP,PA,WEBCLIENTRUNTIME" -InstanceName DYN01 Set-Template -FileName "C:\GPTemplates\template.txt"</pre>

Update-GPScaleGroup

Description	Updates properties for an existing scale group.
Syntax	<p>Update-GPScaleGroup [-ScaleGroupId] <Int32> [-ScaleGroupName <String>] [-Description <String>] [-SetActive [<SwitchParameter>]] [-SetInactive [<SwitchParameter>]] [<CommonParameters>]</p> <p>Update-GPScaleGroup -ScaleGroups <ScaleGroup[]> [-SetActive [<SwitchParameter>]] [-SetInactive [<SwitchParameter>]] [<CommonParameters>]</p>
Parameters	<ul style="list-style-type: none"> • -ScaleGroupId <Int32> The Id of the scale group to update. • -ScaleGroupName <String> The new value for the name of the scale group. • -Description <String> The new value for the description of the scale group. • -SetActive [<SwitchParameter>] If present, sets the scale group to active. • -SetInactive [<SwitchParameter>] If present, sets the scale group to inactive. • -ScaleGroups <ScaleGroup[]> A list of scale groups to update. This can only be used with the -SetActive and -SetInactive switch parameters. See examples 3 and 4 for usage. • <CommonParameter> This cmdlet supports the common parameters: Verbose, Debug, ErrorAction, ErrorVariable, WarningAction, WarningVariable, OutButter and OutVariable. For more information, see about_CommonParameters (http://go.microsoft.com/fwlink/?LinkID=113216)
Comments	The Update-GPScaleGroup cmdlet accepts the Id of a scale group and the values of any properties to change. If the parameter for a property is not provided, then the property will not be changed.
Examples	<p>Example 1 changes the description of the scale group with an Id of 5.</p> <pre>Update-GPScaleGroup -ScaleGroupId 5 -Description "Updated description for Scale Group 5"</pre> <p>Example 2 inactivates the scale group with an Id of 5.</p> <pre>Update-GPScaleGroup -ScaleGroupId 5 -SetInactive</pre> <p>Example 3 sets the status of all scale groups to active.</p> <pre>Get-GPScaleGroup Update-GPScaleGroup -SetActive</pre>

Example 4 sets the status of all scale groups with Id greater than 0 to active. All scale groups except the the default scale group will be active.

```
Get-GPScaleGroup | Where-Object {$_.Id -gt 0} | Update-GPScaleGroup  
-SetActive
```

Update-GPScaleGroupTenant

Description	Updates properties for a tenant to scale group assignment.
Syntax	<p>Update-GPScaleGroupTenant [-TenantName] <String> [-SetActive [<SwitchParameter>]] [-SetInactive [<SwitchParameter>]] [<CommonParameters>]</p> <p>Update-GPScaleGroupTenant [-Assignments] <ScaleGroupTenantAssignment[]> [-SetActive [<SwitchParameter>]] [-SetInactive [<SwitchParameter>]] [<CommonParameters>]</p>
Parameters	<ul style="list-style-type: none"> • -TenantName <String> The name of the tenant for which to update the scale group assignment. • -SetActive [<SwitchParameter>] If present, sets the scale group assignment to active. • -SetInactive [<SwitchParameter>] If present, sets the scale group assignment to inactive. • -Assignments <ScaleGroupTenantAssignment[]> A list of tenant to scale group assignments to update. See example 2 for usage. • <CommonParameter> This cmdlet supports the common parameters: Verbose, Debug, ErrorAction, ErrorVariable, WarningAction, WarningVariable, OutButter and OutVariable. For more information, see about_CommonParameters (http://go.microsoft.com/fwlink/?LinkID=113216)
Comments	The Update-GPScaleGroupTenant cmdlet accepts the tenant name and a switch parameter to set the scale group assignment to either active or inactive.
Examples	<p>Example 1 sets the scale group assignment for Tenant1 to inactive.</p> <pre>Update-GPScaleGroupTenant -TenantName "Tenant1" -SetInactive</pre> <p>Example 2 gets all of the tenants assigned to the scale group with Id 1 and sets them to inactive.</p> <pre>Get-GPScaleGroupTenant -ScaleGroupId 1 Update-GPScaleGroupTenant -SetInactive</pre>

Update-GPSessionHost

Description	Updates properties for an existing session host.
Syntax	<p>Update-GPSessionHost -SessionHostId <String> [-Description <String>] [-ScaleGroupId <Int32>] [-UtilizationRate <Single>] [-SetActive [<SwitchParameter>]] [-SetInactive [<SwitchParameter>]] [<CommonParameters>]</p> <p>Update-GPSessionHost [-SessionHosts] <SessionHost[]> [-SetActive [<SwitchParameter>]] [-SetInactive [<SwitchParameter>]] [<CommonParameters>]</p>
Parameters	<ul style="list-style-type: none"> • -SessionHostId <String> The Id of the session host to update. • -Description <String> The new value for the description of the session host. • -ScaleGroupId <Int32> The new scale group Id to make the session host a member of. • -UtilizationRate <Single> The utilization rate of the session host. Accepted values are 1 to 100 for the percentage of utilization. • -SetActive [<SwitchParameter>] If present, sets the session host to active. • -SetInactive [<SwitchParameter>] If present, sets the session host to inactive. • -SessionHosts <SessionHost[]> A list of session hosts to update. See example 3 for usage. • <CommonParameter> This cmdlet supports the common parameters: Verbose, Debug, ErrorAction, ErrorVariable, WarningAction, WarningVariable, OutButter and OutVariable. For more information, see about_CommonParameters (http://go.microsoft.com/fwlink/?LinkID=113216)
Comments	The Update-GPSessionHost cmdlet accepts the Id of a session host and the values of any properties to change. If the parameter for a property is not provided, then the property will not be changed.
Examples	<p>Example 1 changes the description of the session host with an Id of SessionHost1.</p> <pre>Update-GPSessionHost -SessionHostId "SessionHost1" -Description "Updated description for Session Host 1"</pre> <p>Example 2 inactivates and changes the utilization rate of the session host with an Id of SessionHost1.</p> <pre>Update-GPSessionHost -SessionHostId "SessionHost1" -SetInactive -UtilizationRate 50</pre>

Example 3 activates all of the session hosts that are part of the default scale group.

```
Get-GPSessionHost -ScaleGroupName "Default Group" | Update-GPSessionHost  
-SetActive
```

Update-GPSessionHostTenant

Description	Set the session host to active or inactive for a tenant.
Syntax	<p>Update-GPSessionHostTenant [-TenantName] <String> [-SessionHostId] <String> [-SetActive [<SwitchParameter>]] [-SetInactive [<SwitchParameter>]] [<CommonParameters>]</p> <p>Update-GPSessionHostTenant [-Assignments] <SessionHostTenantAssignment[]> [-SetActive [<SwitchParameter>]] [-SetInactive [<SwitchParameter>]] [<CommonParameters>]</p>
Parameters	<ul style="list-style-type: none"> • -TenantName <String> Specifies the name of the tenant to be updated. • -SessionHostId <String> Specifies the Id of the session host to be updated. • -SetActive [<SwitchParameter>] If present, sets the session host to active for the tenant. • -SetInactive [<SwitchParameter>] If present, sets the session host to inactive for the tenant. • -Assignments <SessionHostTenantAssignment[]> Specifies a tenant to session hosts object to update. • <CommonParameter> This cmdlet supports the common parameters: Verbose, Debug, ErrorAction, ErrorVariable, WarningAction, WarningVariable, OutButter and OutVariable. For more information, see about_CommonParameters (http://go.microsoft.com/fwlink/?LinkID=113216)
Comments	The Update-GPSessionHostTenant cmdlet accepts the Id of a session host, a tenant, and whether the session host should be active or inactive for the tenant.
Examples	<p>Example 1 sets SessionHost1 inactive for Tenant1.</p> <pre>Update-GPSessionHostTenant -SessionHostId "SessionHost1" -TenantName "Tenant1" -SetInactive</pre> <p>Example 2 sets SessionHost1 to active for Tenant1.</p> <pre>Update-GPSessionHostTenant -SessionHostId "SessionHost1" -TenantName "Tenant1" -SetActive</pre> <p>Example 3 sets all of the tenants assigned to SessionHost1 to active.</p> <pre>Get-GPSessionHostTenant -SessionHostId "SessionHost1" Update-GPSessionHostTenant -SetActive</pre>

Index

C

conventions in documentation 1

D

documentation, symbols and conventions
1

G

GP PowerShell
 getting help 5
 installing 3
 list of commands 5
 prerequisites 3
 starting 5

H

help, for GP PowerShell cmdlets 5

I

installing, GP PowerShell 3

L

light bulb symbol 1

M

margin notes 1

P

PowerShell 3.0 requirement 3
prerequisites, for GP PowerShell 3
product support for GP PowerShell 1

S

support available for GP PowerShell 1
symbols in documentation 1

T

technical support for GP PowerShell 1

W

warning symbol 1